

Ontario Tire Stewardship: Hauler Training; Online Claims Filing

Hauler Online Claims: Introduction

Introduction:

- As of September 13th 2011 Haulers will be required to submit monthly claims data using a secure online solution
- Hardcopies and supporting documents must still be submitted along with the Online submission prior to the close of the claims reporting period in order to be considered for payment
- The materials presented in the following training session (and reflected in the Hauler Guidebook) will assist Haulers in filing an online submission
- Haulers with additional questions are encouraged to call the OTS Call Centre at 1-888-687-2202 for assistance

NOTE: All Claim Amounts displayed on the online submission are estimated amounts only and may change as a result of the claims processing procedure.

Hauler Online Claims: Overview

The material contained in the following slides will detail/review:

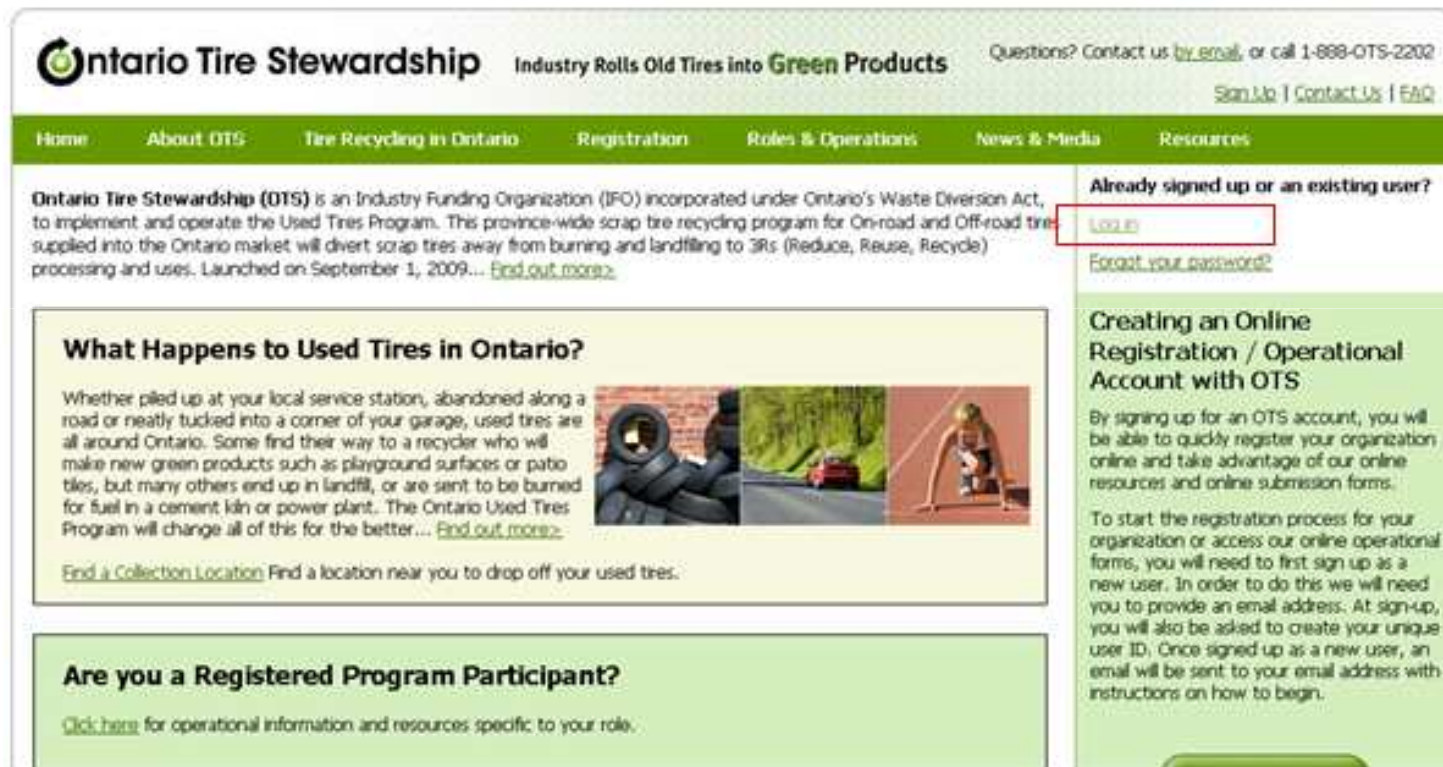
- 1) Getting Started
- 2) Creating a New Claim
- 3) Claims Summary Page (Part 1)
- 4) Completing the Hauler Information Page
- 5) Completing the Inventory Received from Registered Collectors Page
- 6) Completing the Inventory from DOT Pickups
- 7) Completing the Inventory from Unregistered Sites Page
- 8) Completing the Inventory from Registered Haulers Page

Hauler Online Claims: Overview

- 9) Completing the Inventory from STC Events Page
- 10) Completing the Deliveries to Ontario Processors Page
- 11) Completing the Inventory Transferred to Registered Haulers Page
- 12) Completing the Surplus Deliveries Page
- 13) Completing the Sales to Reuse Markets Page
- 14) Claims Summary Page (Part 2)
- 15) Submitting the Claim
- 16) Claim Statuses
- 17) Claim Reversals
- 18) Late Claim Submissions
- 19) Important Reminders
- 20) Questions

Hauler Online Claims: Getting Started

- 1) Go to the OTS website at www.ontariots.ca and log in by clicking on the "Log In" link



Hauler Online Claims: Getting Started

- 2) Enter user name and password and click the “Log In” button



The screenshot shows the Ontario Tire Stewardship website's login interface. At the top, the logo and tagline 'Industry Rolls Old Tires into Green Products' are visible. A navigation bar contains links for Home, About OES, Tire Recycling in Ontario, Registration, Roles & Operations, and News & Media. Below the navigation bar, there are three buttons: 'Create new account', 'Log in', and 'Request new password'. The login form is highlighted with a red border and contains two input fields: 'Username:' with the text 'test9' and 'Password:' with masked characters. Below the password field is a 'Log in' button. The page also includes a 'Questions?' link in the top right corner.

Hauler Online Claims: Getting Started

- 3) Click on the "On-Line Hauler Claim Form" link from the menu bar



Industry Rolls Old Tires into **Green Products**

Questions? Contact us [by email](#), or call 1-888-OTS-2202

[Sign Up](#) | [Contact Us](#) | [FAQ](#)

[Home](#)
[About OTS](#)
[Tire Recycling in Ontario](#)
[Registration](#)
[Roles & Operations](#)
[News & Media](#)
[Resources](#)

Ontario Tire Stewardship (OTS) is an Industry Funding Organization (IFO) incorporated under Ontario's Waste Diversion Act, to implement and operate the Used Tires Program. This province-wide scrap tire recycling program for On-road and Off-road tires supplied into the Ontario market will divert scrap tires away from burning and landfilling to 3Rs (Reduce, Reuse, Recycle) processing and uses. Launched on September 1, 2009... [Find out more>](#)

What Happens to Used Tires in Ontario?

Whether piled up at your local service station, abandoned along a road or neatly tucked into a corner of your garage, used tires are all around Ontario. Some find their way to a recycler who will make new green products such as playground surfaces or patio tiles, but many others end up in landfill, or are sent to be burned for fuel in a cement kiln or power plant. The Ontario Used Tires Program will change all of this for the better... [Find out more>](#)



[Find a Collection Location](#)
Find a location near you to drop off your used tires.

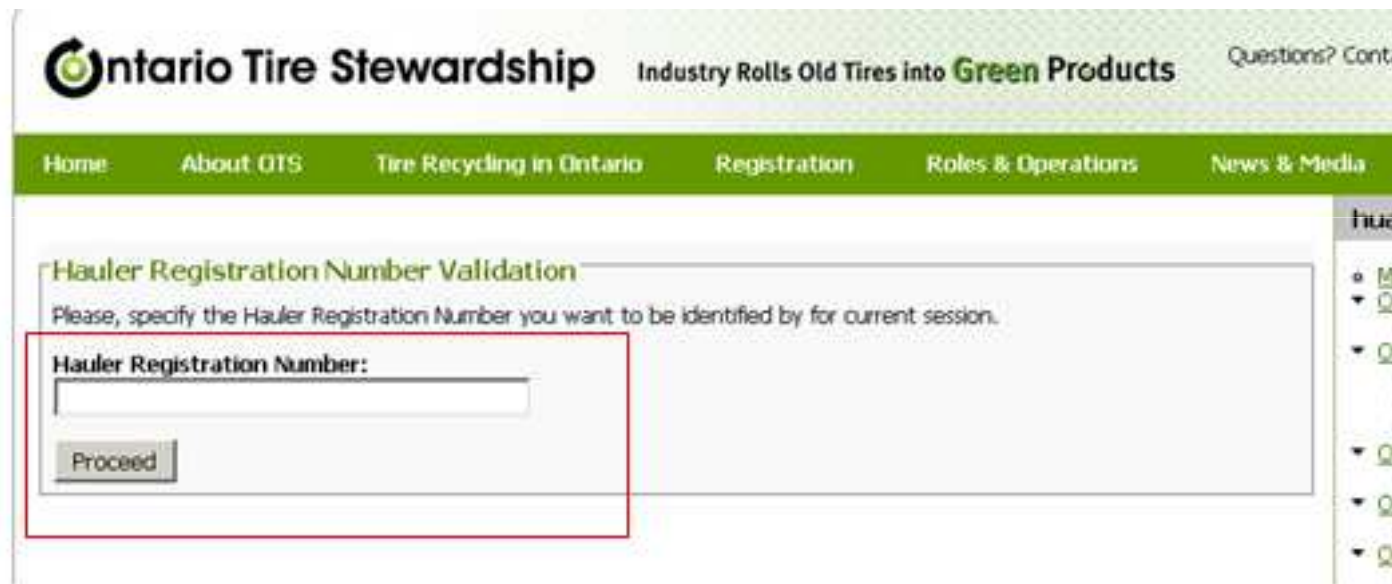
Are you a Registered Program Participant?

huat1

- My Account
- On-line Collector Activities
 - On-line Collector Claim Form
- On-line Hauler Activities
 - Download Hauler Claim Form
 - On-line Hauler Claim Form**
 - Upload Hauler Claim Form
- On-line Processor Activities
 - On-line Processor Claim Form
- On-line RPM Activities
 - On-line RPM Claim Form
- Online Steward Activities
 - On-line TSE Remittance Form
- Download Operational PDF Forms
- On-line Registration
 - Steward Registration
 - Collector Registration
 - Hauler Registration
 - Processor Registration
 - Recycled Product Manufacturer Registration
- Download Registration PDF Forms
- Contact Us
- Log out

Hauler Online Claims: Getting Started

- 4) Enter the seven digit Hauler Registration Number and click "Proceed"



The screenshot shows the Ontario Tire Stewardship website. The header includes the logo, the text "Industry Rolls Old Tires into Green Products", and a link "Questions? Contact Us". The navigation menu has links for Home, About OTS, Tire Recycling in Ontario, Registration, Roles & Operations, and News & Media. The main content area is titled "Hauler Registration Number Validation" and contains the instruction: "Please, specify the Hauler Registration Number you want to be identified by for current session." Below this is a text input field labeled "Hauler Registration Number:" and a "Proceed" button. A red rectangle highlights the input field and the button. On the right side, there is a sidebar with a "hual" link and several icons.

Hauler Online Claims: Getting Started

- 5) Hauler number must be associated with the log in.
- 6) If your online account is not active you will be brought to the account activation screen



Hauler Online Claims: Getting Started

- 7) If you are registered, you can request your online account to be activated on this screen.

Registrant Information

Registration Number: *	Registration Name (Operating Name): *
<input type="text"/>	<input type="text"/>
Contact Name: *	Contact Phone Number: *
<input type="text"/>	<input type="text"/>
HST Number: *	Postal Code: *
<input type="text"/>	<input type="text"/>

user Access type

Access Type *

Read
Read
Write
Submit

Contact Information

Web User ID: *	User Email: *
<input type="text" value="9501"/>	<input type="text" value="ddcosta@ontariots.ca"/>

SUBMIT REQUEST

Enter all the required information and Press "Submit Request"

Note: Only one user can request "Access Type" = Submit.

Hauler Online Claims: Getting Started

- Note Association requests will be processed by OTS with in five business days, only after you receive confirmation of account association will you be able to log on and access the hauler claims section of the site.

- There are 3 types of Hauler associations for the online solution:
 - 1) Read: can view claims data on the account only
 - 2) Write: can view claims and enter data
 - 3) Submit: can view claims, enter data and submit the online Hauler claim to OTS (only one user per account can have “submit” access association)

Hauler Online Claims: Getting Started

- If your online account is active you will be brought to the “My Claims” Home Page
- The “My Existing Claims” section will display claims that have been created previously

Ontario Tire Stewardship Industry Rolls Old Tires into Green Products Questions?

Home About OTS Tire Recycling in Ontario Registration Roles & Operations News & Media

My Claims

Claim Form

Claim Period: Aug 2011 Prepared By: Phone:

Opening Inventory Weight (kg): 0.0000 Opening Inventory Credit (\$): 0.00

Create Claim

My Existing Claims

Claim Period	Submission #	State
--------------	--------------	-------

Hauler Online Claims: Creating a New Claim

- 1) To Create a New Claim choose the date (month and year) from the drop down menu, enter the name and number of the contact completing the claim and the opening Inventory (in kilograms) and opening credits (in dollars)
- 2) Once complete press "Create Claim"

Ontario Tire Stewardship Industry Rolls Old Tires into **Green Products** Questions?

Home About DTS Tire Recycling in Ontario Registration Roles & Operations News & Media

My Claims

Claim Form

Claim Period: Jun 2011

Prepared By: TS HAULER TRAINING JUNE

Phone: 1-888-687-2202

Opening Inventory Weight (kg): 40,000

Opening Inventory Credit (\$): 40.00

Create Claim

My Existing Claims

Claim Period	Submission #	State
--------------	--------------	-------

TIP: The Opening inventory and credits are the closing values from the previous claim. These values are zero for Haulers new to the program

Hauler Online Claims: Creating a New Claim

- Once the claim has been created a "Claim successfully created" message will be displayed above the "Claims Summary Page"
- The Claims Summary Page displays summary information pertaining to the claim
- The information displayed on the Summary page will update as information is entered in subsequent tabs
- The information displayed is an estimate of the claims, amounts may change as a result of the claim being processed by OTS

The screenshot shows the Ontario Tire Stewardship (OTS) website interface. At the top, there is a green header with the OTS logo and the text "Ontario Tire Stewardship" and "Industry Rolls Old Tires into Green Products". Below this is a navigation bar with links: Home, About OTS, Tire Recycling in Ontario, Registration, Roles & Operations, and News. A yellow banner at the top of the main content area displays the message "Claim successfully created". Below this, the "My Claims" section is active, showing a "Claim Summary" tab. The summary information includes: Hauler Name: BIG HAULER, Registration Number: 0367111, Reporting Period: Jun-2011, Claim Period Dates: 01-Jun-2011 to 30-Jun-2011, Prepared by: OTS HAULER TRAINING JUNE, and Contact Number: 0888672200. Below this, there is a table titled "Summary of Tires Received" with columns for "Tire Inventory Weight (in KG)", "Inventory Credit/Payment (in \$)", and "Average Inventory value (in \$/KG)". The table shows two rows: "Opening Inventory (from previous claim form)" with values 40 and 40.00, and "Inventory from Collectors" with values 0 and 0.00.

Hauler Online Claims: Claims Summary Page

- From the Claims Summary Page you can navigate to data entry pages by clicking available "hyperlinks"
- The summary page is also used to submit the claim (this should only be done once all applicable data has been entered)

	Tire Inventory Weight (in KG)	Inventory Credit/Payment (in \$)	Average Inventory Value (in \$/KG)
Summary of Tires Received			
Opening Inventory	1,000	1,000.00	
Inventory from Collectors	18,000	4,521.90	
Inventory from Dedicated OTR	0	0.00	
Inventory from Unregistered Collection Sites	0		
Inventory from Haulers	0		
Inventory from Special Tire Collection	0	0.00	
Total Tires Received during this Period	19,000		
Credits Earned from Surplus Deliveries		0.00	
Total Credits Earned during this Period		5,521.90	
Average Inventory Value			0.2906
Summary of Tires Shipped			
Deliveries to Ontario Processors	1,800		
Surplus Deliveries	0		
Inventory Transferred to Other Haulers	0		
Transfers to Reuse	1,800		
Total Tires Shipped during this Period	3,600		
Total Tires Shipped Eligible for Payment during this period	1,800		

Hauler Online Claims: Hauler Information Screen

- From the Claims Summary Page you can navigate to all claims related screens using the menu bar located at the top of the screen
- 1) Select the "Hauler Information" link from the menu



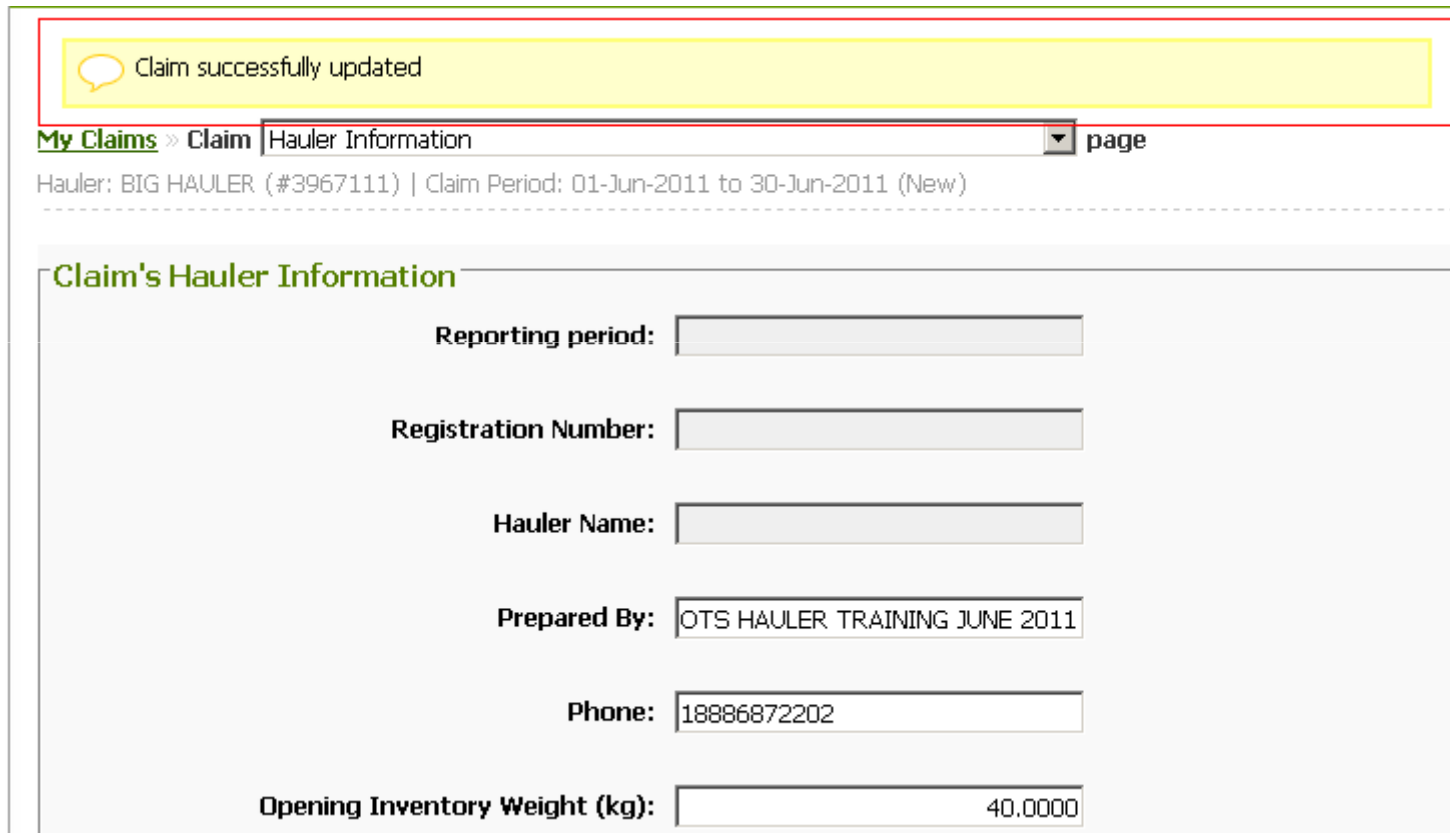
Hauler Online Claims: Hauler Information Screen

- The Hauler Information Screen is where details pertaining to the opening values and contact information can be changed
- To update data, click on the appropriate field, enter the updated information and click "Update Claim" to save the changes

The screenshot shows the 'Hauler Information' screen within a web application. At the top, there is a navigation bar with 'My Claims' and a dropdown menu currently showing 'Hauler Information'. Below this, a breadcrumb trail reads 'Hauler: BIG HAULER (#3967111) | Claim Period: 01-Jun-2011 to 30-Jun-2011 (New)'. The main section is titled 'Claim's Hauler Information' and contains several input fields: 'Reporting period:' with a dropdown set to 'Jun-2011'; 'Registration Number:' with a text box containing '3967111'; 'Hauler Name:' with a text box containing 'BIG HAULER'; 'Prepared By:' with a text box containing 'OTS HAULER TRAINING JUNE 2011' (this field is highlighted with a red rectangle); 'Phone:' with a text box containing '18886872202'; 'Opening Inventory Weight (kg):' with a text box containing '40.0000'; 'Opening Inventory Credits (\$):' with a text box containing '40.00'; and 'Claim period:' with a dropdown set to '01-Jun-2011 to 30-Jun-2011'. At the bottom left, there are two buttons: 'Update Claim' (highlighted with a red rectangle) and 'Cancel'.

Hauler Online Claims: Hauler Information Screen

- Once the updates have been saved the "Claim Successfully Updated" message will be displayed



The screenshot displays the 'Hauler Information' screen. At the top, a yellow message box with a speech bubble icon states 'Claim successfully updated'. Below this, a breadcrumb trail reads 'My Claims >> Claim' followed by a dropdown menu currently showing 'Hauler Information' and a 'page' link. The main header area shows 'Hauler: BIG HAULER (#3967111) | Claim Period: 01-Jun-2011 to 30-Jun-2011 (New)'. The main content area is titled 'Claim's Hauler Information' and contains several form fields: 'Reporting period:' (empty), 'Registration Number:' (empty), 'Hauler Name:' (empty), 'Prepared By:' (filled with 'OTS HAULER TRAINING JUNE 2011'), 'Phone:' (filled with '18886872202'), and 'Opening Inventory Weight (kg):' (filled with '40.0000').

Claim successfully updated

[My Claims](#) >> [Claim](#) Hauler Information ▼ [page](#)

Hauler: BIG HAULER (#3967111) | Claim Period: 01-Jun-2011 to 30-Jun-2011 (New)

Claim's Hauler Information

Reporting period:

Registration Number:

Hauler Name:

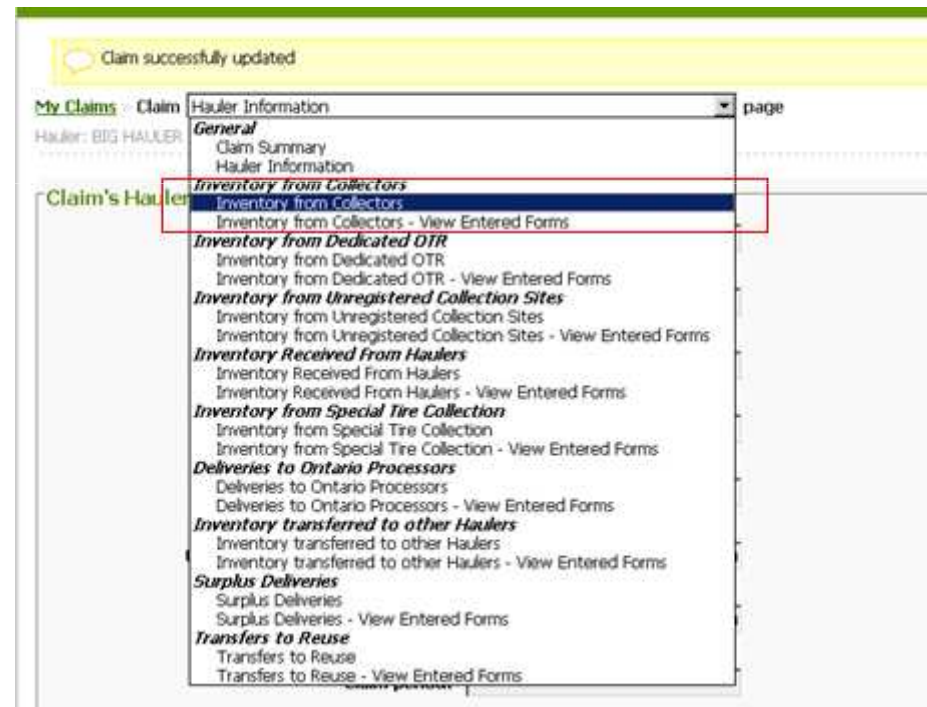
Prepared By:

Phone:

Opening Inventory Weight (kg):

Hauler Online Claims: Inventory from Collectors

- To enter data regarding tires collected from registered Collection locations choose the "Inventory from Collectors" link from the drop down menu located at the top of the screen.
- This is where data from TCR forms is entered



Hauler Online Claims: Inventory from Collectors

- Each TCR form from the claim period will be entered separately
- Some information on this screen will be auto populated based on information manually entered (i.e. Collector Name)

TIP: Use the "Remember" options to auto populate certain data (i.e. The date) to the next form being entered

My Claims - Claim **Inventory from Collectors** page

Hauler: KAL TIRE (#3000183) | Claim Period: 01-Mar-2012 to 31-Mar-2012 (New)

Received from Collectors Form

Date Collected: Mar 1 2012
☒ Remember Date Collected

Collector Name: GARNETS MAINLY TIRES

Collector Registration #: 2015614
☒ Remember Collector Registration #

Address: 295 HWY 11 BOX 295

TCR Form #: 19873216

City: SOUTH RIVER

Generated Tires: No

Postal Code: P0A 1X0

Tire Counts

PLT:	MT:	AG/LS:	IND:	SOTR:	MOTR:	LOTR:	GOTR:
100	100	0	0	100	0	0	0

Summary of Forms Entered

Filter

Date Collected (DD-MM-YYYY): TCR Form #: Collector Reg. #: Postal Code:

	Date Collected	TCR Form #	Collector Reg #	Postal Code	Gen. Tires	Total Est. Weight (kg)	Credit (\$)
Grand Totals						18,000	4,521.90
delete edit	01-Mar-2012	19873216	2015614	P0A 1X0	N	18,000	4,521.90

Hauler Online Claims: Inventory from Collectors

- 1) Choose the date (day, month and year) that the pick up took place (TCR date) from the drop menus.
- 2) Enter the seven digit Collector Registration number (note that the Collector Name, Address and City will auto populate)
- 3) The postal code is entered manually to verify the address location (must match the pick up location and the posting on the OTS website)

My Claims : Claim **Inventory from Collectors** page
 Hauler: BIG HAULER (#2967111) | Claim Period: 01-Jun-2011 to 30-Jun-2011 (New)

Received from Collectors Form

Date Collected:
 Jun | 1 | 2011
☒ Remember Date Collected

Collector Registration #:
 2123456
☒ Remember Collector Registration #

TCR Form #:
 14566789

Generated Tires:
 No

Collector Name:
 JOES GARAGE

Address:
 123 MAIN ST

City:
 TORONTO

Postal Code:
 M6A | M8

Tire Counts

PLT:	MT:	AG/LS:	IND:	SOTR:	MOTR:	LOTR:	GOTR:
55	0	0	0	0	0	0	0

Add Form

Hauler Online Claims: Inventory from Collectors

- 4) Enter the eight digit TCR form number (from TCR form)
- 5) From the "Generated Tires" drop down menu indicate whether the tires were generated (yes/no)
- 6) Enter the type and quantity of tires picked up (as per the TCR form)
- 7) Review entered data, if correct Click "Add Form"

My Claims Claim **Inventory from Collectors** page

Hauler: BIG HAULER (#3967111) | Claim Period: 01-Jun-2011 to 30-Jun-2011 (New)

Received from Collectors Form

Date Collected: Jun 1 2011 <input checked="" type="checkbox"/> Remember Date Collected	Collector Name: JOES GARAGE
Collector Registration #: 2123456 <input checked="" type="checkbox"/> Remember Collector Registration #	Address: 123 MAIN ST
TCR Form #: 14566789	City: TORONTO
Generated Tires: No	Postal Code: M6A 1M8

Tire Counts

PLT: 55	MT: 0	AG/LS: 0	IND: 0	SOTR: 0	MOTR: 0	LOTR: 0	GOTR: 0
---------	-------	----------	--------	---------	---------	---------	---------

Add Form

Hauler Online Claims: Inventory from Collectors

- Once a form has been successfully added, in addition to a confirmation message that will be displayed at the top of the page, the form will now be added (at a summary level) to the "Summary of Forms Entered" section of the screen at the bottom (you will also see the total number of forms entered on the screen)

Tire Counts

PLT:
 MT:
 AG/LS:
 IND:
 SOTR:
 MOTR:
 LOTR:
 GOTR:

Summary of Forms Entered

Filter

Date Collected (DD-MM-YYYY):
 TCR Form #:
 Collector Reg. #:
 Postal Code:

Date Collected	TCR Form #	Collector Reg #	Postal Code	Gen. Tires	Total Est. Weight (kg)	Credit
Grand Totals					5,500	542.77
delete edit 01-Jun-2011	14566789	2123456	M6A 1M8	N	5,500	542.77

Showing 1 - 1 from 1 total

Hauler Online Claims: Inventory from Collectors

- When entering multiple forms it may be necessary to locate only one of the forms in the submission; this can be done by using a "Filter"
- Available filters on this screen include date, TCR form number, Collector number and postal code
- To apply a filter enter the filter parameter (i.e. TCR form) and click "Filter Results"

Note that the pre-filter results displays all forms (in this example 2)

Summary of Forms Entered

Filter

Date Collected (DD-MM-YYYY): TCR Form #: Collector Reg. #: Postal Code:

	Date Collected	TCR Form #	Collector Reg #	Postal Code	Gen. Tires	Total Est. Weight (kg)	Credit
Grand Totals						9,500	937.51
delete edit	18-Jun-2011	15996855	2123456	M5A 1M8	N	4,000	394.74
delete edit	01-Jun-2011	14566789	2123456	M5A 1M8	N	5,500	542.77

Showing 1 - 2 from 2 total

Hauler Online Claims: Inventory from Collectors

- This is an example of a filtered view, notice that now only the one form meeting the filter criteria is displayed
- To view all entered forms remember to clear all filters
- Edits can be made by clicking the edit option, remember to update the form so that any changes are saved
- Details of a form can be reviewed (in a read only mode) by clicking on the specific TCR form hyper link

Summary of Forms Entered

Filter

Date Collected(DD-MM-YYYY): TCR Form #: Collector Reg. #: Postal Code:

	Date Collected	TCR Form #	Collector Reg #	Postal Code	Gen. Tires	Total Est. Weight (kg)	Credit
Grand Totals						4,000	394.74
delete edit	18-Jun-2011	15996855	2123456	M6A 1M8	N	4,000	394.74

Showing 1 - 1 from 1 total

Hauler Online Claims: Inventory from Collectors

- Here the details of the TCR form can be viewed
- Things such as the standard estimated weight of the pick up and credits generated by the pick up can be seen in detail here
- Edits can not be made to data on this screen

[My Claims](#) » Claim Inventory from Collectors - View Entered Forms page

Hauler: BIG HAULER (#3967111) | Claim Period: 01-Jun-2011 to 30-Jun-2011 (New)

Received from Collectors - View Entered Form Details

Date Collected: Jun 18 2011	TCR Form #: 15996855
Collector Registration #: 2123456	Collector Name: JOES GARAGE
Collector Address: 	Postal Code: M6A 1M8

Tire Count

Unit Count

PLT:	MT:	AG/LS:	IND:	SOTR:	MOTR:	LOTR:	GOTR:
400	0	0	0	0	0	0	0

Standard Weight (kg)

PLT:	MT:	AG/LS:	IND:	SOTR:	MOTR:	LOTR:	GOTR:
10	50	110	90	160	700	750	1,800

Hauler Online Claims: Inventory from Collectors

- To navigate back to the data entry screens click on the "Back" button

Estimated Weight (kg)							
PLT:	MT:	AG/LS:	IND:	SOTR:	MDTR:	LOTR:	GOIR:
4,000	0	0	0	0	0	0	0
Total:							
4000.0000							

Tire Type Rates		
PLT:	MT:	OTR:
0.10	0.12	0.12

Claim Amount by Tire Type							
PLT:	MT:	AG/LS:	IND:	SOTR:	MDTR:	LOTR:	GOIR:
394.74	0.00	0.00	0.00	0.00	0.00	0.00	0.00
Total:							
394.74							

< Back

Hauler Online Claims: Inventory from Collectors View Entered Forms

28

- Another way to view all entered TCR forms is to choose the “Inventory from Collectors – View Entered Forms” link from the menu
- Data can be filtered and exported from this screen

The screenshot displays the Ontario Tire Stewardship (OTS) web application interface. At the top, the header includes the OTS logo, the text "Industry Rolls Old Tires into Green Products", and a "Question" link. Below the header is a navigation bar with links: Home, About OTS, Tire Recycling in Ontario, Registration, Roles & Operations, and News & M. The main content area is titled "My Claims - Claim" and shows a dropdown menu for "Inventory from Collectors". The dropdown menu is open, displaying a list of options: General (Claim Summary, Claim Information), Inventory from Collectors (Inventory from Collectors - View Entered Forms), Inventory from Dedicated OTR (Inventory from Dedicated OTR, Inventory from Dedicated OTR - View Entered Forms), Inventory from Unregistered Collection Sites (Inventory from Unregistered Collection Sites, Inventory from Unregistered Collection Sites - View Entered Forms), Inventory Received From Haulers (Inventory Received From Haulers, Inventory Received From Haulers - View Entered Forms), Inventory from Special Tire Collection (Inventory from Special Tire Collection, Inventory from Special Tire Collection - View Entered Forms), Deliveries to Ontario Processors (Deliveries to Ontario Processors, Deliveries to Ontario Processors - View Entered Forms), Inventory transferred to other Haulers (Inventory transferred to other Haulers, Inventory transferred to other Haulers - View Entered Forms), Surplus Deliveries (Surplus Deliveries, Surplus Deliveries - View Entered Forms), and Transfers to Reuse. The "Inventory from Collectors - View Entered Forms" option is highlighted with a red box. On the left side of the form, there are fields for "Date Collected:" (Jun 18), "Collector Registration:" (2123456), "TCR Form #:", and "Generated Tires:" (No). At the bottom, there is a "Tire Counts" section with "DI T" and "M" labels.

Hauler Online Claims: Inventory from Collectors View Entered Forms

29

- To export data to excel (in a .CSV file) click on the "Export Data as Excel File" button
- The filter options are available on this screen as well
- Clicking on the TCR hyper link will display the form details in read only mode (similar to what was seen previously)

My Claims - Claim **Inventory from Collectors - View Entered Forms** page

Hauler: BIG HAULER (#3967111) | Claim Period: 01-Jun-2011 to 30-Jun-2011 (New)

Export
Export Data as Excel File

Summary of Forms Entered

Filter
Date Collected (dd-mm-yyyy): TCR Form #: Collector Reg. #: Postal Code:

Date Collected	TCR Form #	Collector Reg #	Postal Code	Gen. Tires	Total Est. Weight (kg)	Credit
Grand Totals					9,500	937.51
18-Jun-2011	15996655	2123456	M6A 1M8	N	4,000	394.74
01-Jun-2011	14566789	2123456	M6A 1M8	N	5,500	542.77

Showing 1 - 2 from 2 total

Hauler Online Claims: Inventory from DOT Pickups

- To enter data regarding approved DOT pickups from registered Collection locations, choose the "Inventory from Dedicated OTR" link from the drop down menu located at the top of the screen.
- This is where data from DOT forms is entered

The screenshot shows the Ontario Tire Stewardship web application interface. At the top, there is a navigation bar with links: Home, About OTS, Tire Recycling in Ontario, Registration, Roles & Operations, and News & Media. Below this, the 'My Claims' section is active, displaying a dropdown menu for 'Claim'. The dropdown menu lists various options, with 'Inventory from Dedicated OTR' highlighted in blue. Other options include 'Inventory from Collectors', 'Inventory from Unregistered Collection Sites', 'Inventory Received from Haulers', 'Inventory from Special Tire Collection', 'Deliveries to Ontario Processors', 'Inventory transferred to other Haulers', 'Surplus Deliveries', and 'Transfers to Reuse'. The background shows a 'Summary of Claims' table with columns for 'Date Collected', 'Est. Weight (kg)', and 'Credit'. The table has two rows of data: one for 18-Jun-2011 with 9,500 kg and a credit of 937.51, and another for 01-Jun-2011 with 4,000 kg and a credit of 394.74. A 'Filter Results' button is visible on the right side of the table.

Hauler Online Claims: Inventory from DOT Pickups

- Each DOT form from the claim period will be entered separately
- Some information on this screen will auto populated based on information manually entered (i.e. Collector Name)

TIP: Use the “Remember” options to auto populate certain data (i.e. The date) to the next form being entered

The screenshot displays the 'My Claims' section of the Hauler Online Claims system. The breadcrumb trail is 'My Claims > Claim'. The selected claim is 'Inventory from Dedicated OTR'. Below this, it shows 'Hauler: BIG HAULER (#3967111) | Claim Period: 01-Jun-2011 to 30-Jun-2011 (New)'. The main form is titled 'Dedicated Off the Road Form' and contains the following fields:

- Date Collected:** Jun 16 2011. There is a checkbox for 'Remember Date Collected'.
- Collector Name:** HERMANS GARAGE.
- Collector Registration #:** 2654321. There is a checkbox for 'Remember Collector Registration #'.
- DOT Form #:** 23411234.
- Address:** 123 MAPLE ST.
- City:** SOMEWHEREVILLE.
- Generated Tires:** Yes (dropdown).
- Postal Code:** P7C 1A1.

Below the main form is a section titled 'Tire Counts' with the following fields:

AG/LS:	IND:	SOTR:	MOTR:	LOTR:	GOIR:
0	10	6	0	0	0

At the bottom of the form is a field for 'Scale Weight (kg):'.

Hauler Online Claims: Inventory from DOT Pickups

- 1) Choose the date (day, month and year) that the pick up took place (DOT date) from the drop menus.
- 2) Enter the seven digit Collector Registration number (note that the Collector Name, Address and City will auto populate)
- 3) The postal code is entered manually to verify the address location (must match the pick up location and the posting on the OTS website)

The screenshot shows the 'Dedicated Off the Road Form' on the OTS website. The form is titled 'My Claims: Claim Inventory from Dedicated OTR' and includes a 'page' link. Below the title, it shows 'Hauler: BIG HAULER (#3967111) | Claim Period: 01-Jun-2011 to 30-Jun-2011 (New)'. The form is divided into several sections:

- Date Collected:** A dropdown menu for the month (Jun), a dropdown for the day (16), and a dropdown for the year (2011). There is a checkbox for 'Remember Date Collected'.
- Collector Registration #:** A text input field containing '2654321'. There is a checkbox for 'Remember Collector Registration #'.
- DOT Form #:** A text input field containing '23411234'.
- Generated Tires:** A dropdown menu set to 'Yes'.
- Collector Name:** A text input field containing 'HERMANS GARAGE'.
- Address:** A text input field containing '123 MAPLE ST'.
- City:** A text input field containing 'SOMEWHEREVILLE'.
- Postal Code:** Two text input fields containing 'P7C' and '1A1'.
- Tire Counts:** A section with six input fields for different tire types: AG/LS (0), IND (10), SOTR (6), MOTR (0), LOTR (0), and GOTR (0).
- Scale Weight (kg):** A text input field at the bottom.

Hauler Online Claims: Inventory from DOT Pickups

- 4) Enter the eight digit DOT form number (from DOT form)
- 5) From the "Generated Tires" drop down menu indicate whether the tires were generated (yes/no)
- 6) Enter the type and quantity of tires picked up (as per the DOT form)

NOTE: Scroll down for additional data entry fields

Home About OTS Tire Recycling in Ontario Registration Roles & Operations News & Media

My Claims: Claim **Inventory from Dedicated OTR** page

Hauler: BIG HAULER (#3967111) | Claim Period: 01-Jun-2011 to 30-Jun-2011 (New)

Dedicated Off the Road Form

Date Collected: Jun 16 2011
☐ Remember Date Collected

Collector Name: HERMANS GARAGE

Collector Registration #: 2654321
☐ Remember Collector Registration #

Address: 123 MAPLE ST

DOT Form #: 23411234

City: SOMEWHEREVILLE

Generated Tires: Yes

Postal Code: P7C 1A1

Tire Counts

AG/LS:	IND:	SOTR:	MOTR:	LOTR:	GOTR:
0	10	6	0	0	0

Scale Weight (kg):

Hauler Online Claims: Inventory from DOT Pickups

- 7) Enter the scale weight (in kilograms) and the scale ticket number if applicable
- 8) Review the entered data, if correct, click "Add Form" to proceed

Tire Counts

AG/LS: IND: SDTR: MDTR: LOTR: GDTR:

Scale Weight (kg):

Scale Ticket #:

Summary of Forms Entered

Filter

Date Collected(dd-mm-yyyy): DOT Form #: Collector Reg. #: Postal Code:

Date Collected	DOT Form #	Collector Reg #	Collector Postal Code	Gen. Tires	Scale Weight (kg)	Scale Ticket #	Total Est. Weight (kg)	Credit Amount
Grand Totals							0	0.00
No Records Found								

Hauler Online Claims: Inventory from DOT Pickups

- Once the form has been saved, the "Successfully Added" message will be displayed
- The form will also be displayed at the bottom of the screen (at a summary level) in the "Summary of Entered Forms" section

The screenshot shows the Ontario Tire Stewardship website interface. At the top, the logo and navigation menu are visible. A yellow message box indicates 'Successfully added'. Below this, the 'My Claims' section shows a claim for 'Inventory from Dedicated OTR' with a dropdown menu and a 'page' link. The 'Dedicated Off the Road Form' section includes a 'Date Collected' field with a date picker set to June 1, 2011, and a 'Collector Name' field. A checkbox labeled 'Remember Date Collected' is checked.

Ontario Tire Stewardship Industry Rolls Old Tires into Green Products Questions?

Home About OTS Tire Recycling in Ontario Registration Roles & Operations News & Media

Successfully added

[My Claims](#) » Claim page

Hauler: BIG HAULER (#3967111) | Claim Period: 01-Jun-2011 to 30-Jun-2011 (New)

Dedicated Off the Road Form

Date Collected: Jun 1 2011

Collector Name:

☒ Remember Date Collected

Hauler Online Claims: Inventory from DOT Pickups

- Filter options are also available on this screen
- Filter options include date, DOT number, Collector number and postal code
- Entered forms can be edited (click on edit) or viewed in detail (read only mode) by clicking on the DOT form hyperlink

Summary of Forms Entered

Filter

Date Collected(DD-MM-YYYY): DOT Form #: Collector Reg. #: Postal Code:

	Date Collected	DOT Form #	Collector Reg #	Collector Postal Code	Gen. Tires	Scale Weight (kg)	Scale Ticket #	Total Est. Weight (kg)	Credit Amount
Grand Totals								1,860	533.70
delete edit	16-Jun-2011	23411234	2654321	P7C 1A1	Y	2060.0	332455A	1,860	533.70

Showing 1 - 1 from 1 total

Hauler Online Claims: Inventory from DOT Pickups

- Here the details of the DOT form can be viewed
- Things such as the standard estimated weight of the pick up and credits generated by the pick up can be seen in detail here
- Edits can not be made to data on this screen

[My Claims](#) > Claim Inventory from Dedicated OTR - View Entered Forms page

Hauler: BIG HAULER (#3967111) | Claim Period: 01-Jun-2011 to 30-Jun-2011 (New)

Received from Dedicated Off the Road - View Entered Form Details

Date Collected:
 Jun 16 2011

Collector Registration #: 2654321 **DOT Form #:** 23411234

Collector City: SOMEWHEREVILLE **Collector Name:** HERMANS GARAGE

Postal Code: P7C 1A1

Tire Count

Unit Count

AG/LS:	IND:	SOTR:	MOTR:	LOTR:	GOTR:
0	10	6	0	0	0

Standard Weight (kg)

AG/LS:	IND:	SOTR:	MOTR:	LOTR:	GOTR:

Hauler Online Claims: Inventory from DOT Pickups

- To navigate back to the data entry screens click on the "Back" button

Standard Weight (kg)						
AG/LS:	IND:	SOTR:	MOTR:	LOTR:	GOTR:	
110	90	160	700	750	1,800	

Estimated Weight (kg)						
AG/LS:	IND:	SOTR:	MOTR:	LOTR:	GOTR:	Total:
0	900	960	0	0	0	1860.0000

Tire Type Rates	
OTR:	
0.29	

Claim Amount by Tire Type						
AG/LS:	IND:	SOTR:	MOTR:	LOTR:	GOTR:	Total:
0.00	258.24	275.46	0.00	0.00	0.00	533.70

< Back

Hauler Online Claims: Inventory from DOT Pickups View Entered Forms

- Another way to view all entered DOT forms is to choose the “Inventory from Dedicated OTR – View Entered Forms” link from the menu
- Data can be filtered and exported from this screen

The screenshot shows the Ontario Tire Stewardship website interface. The header includes the logo and the tagline "Industry Rolls Old Tires into Green Products". A navigation bar contains links: Home, About DTS, Tire Recycling in Ontario, Registration, Roles & Operations, and News & Media. The main content area is titled "My Claims" and shows a dropdown menu for "Claim" with the following options:

- General
 - Claim Summary
 - Hauler Information
- Inventory from Collectors
 - Inventory from Collectors
 - Inventory from Collectors - View Entered Forms
- Inventory from Dedicated OTR
 - Inventory from Dedicated OTR
 - Inventory from Dedicated OTR - View Entered Forms** (highlighted with a red box)
- Inventory from Unregistered Collection Sites
 - Inventory from Unregistered Collection Sites
 - Inventory from Unregistered Collection Sites - View Entered Forms
- Inventory Received From Haulers
 - Inventory Received From Haulers
 - Inventory Received From Haulers - View Entered Forms
- Inventory from Special Tire Collection
 - Inventory from Special Tire Collection
 - Inventory from Special Tire Collection - View Entered Forms
- Deliveries to Ontario Processors
 - Deliveries to Ontario Processors
 - Deliveries to Ontario Processors - View Entered Forms
- Inventory transferred to other Haulers
 - Inventory transferred to other Haulers
 - Inventory transferred to other Haulers - View Entered Forms
- Surplus Deliveries
 - Surplus Deliveries
 - Surplus Deliveries - View Entered Forms

On the left side of the form, there are input fields for "Date Collected:" (set to Jun 1), "Collector Registration:" (with a "Remember" checkbox), "DOT Form #:", and "Generated Tires:" (set to No). There is also a "Tire Counts" section at the bottom.

Hauler Online Claims: Inventory from DOT Pickups View Entered Forms

- To export data to excel (in a .CSV file) click on the "Export Data as Excel File" button
- The filter options are available on this screen as well
- Clicking on the DOT hyper link will display the form details in read only mode (similar to what was seen previously)

Home About OTS Tire Recycling in Ontario Registration Roles & Operations News & M

My Claims : Claim **Inventory from Dedicated OTR - View Entered Forms** page

Hauler: BIG HAULER (#3967111) | Claim Period: 01-Jun-2011 to 30-Jun-2011 (New)

Export
Export Data as Excel File

Summary of Forms Entered

Filter

Date Collected (DD-MM-YYYY): DOT Form #: Collector Reg. #: Postal Code:

Date Collected	DOT Form #	Collector Reg #	Collector Postal Code	Gen. Tires	Scale Weight (kg)	Scale Ticket #	Total Est. Weight (kg)	Credit Amount
Grand Totals							1,860	533.70
16-Jun-2011	23411234	2654321	P7C 1A1	Y	2060.0	332455A	1,860	533.70

Showing 1 - 1 from 1 total

Hauler Online Claims: Inventory from Unregistered Sites

41

- To enter data regarding pickups from Unregistered Collection Sites (or registered sites where the tires were generated after September 1st 2009 but prior to their registration date) choose the "Inventory from Unregistered Collection Sites" link from the drop down menu
- This is where data from UCR forms is entered

The screenshot shows the Ontario Tire Stewardship website interface. The top navigation bar includes links for Home, About OTS, Tire Recycling in Ontario, Registration, Roles & Operations, and News & Media. The main content area is titled 'My Claims' and shows a dropdown menu for 'Claim' with the following options:

- General
 - Claim Summary
 - Hauler Information
- Inventory from Collectors
 - Inventory from Collectors
 - Inventory from Collectors - View Entered Forms
- Inventory from Dedicated OTR
 - Inventory from Dedicated OTR
 - Inventory from Dedicated OTR - View Entered Forms
- Inventory from Unregistered Collection Sites** (highlighted)
 - Inventory from Unregistered Collection Sites - View Entered Forms
- Inventory Received From Haulers
 - Inventory Received From Haulers
 - Inventory Received From Haulers - View Entered Forms
- Inventory from Special Tire Collection
 - Inventory from Special Tire Collection
 - Inventory from Special Tire Collection - View Entered Forms
- Deliveries to Ontario Processors
 - Deliveries to Ontario Processors
 - Deliveries to Ontario Processors - View Entered Forms
- Inventory transferred to other Haulers
 - Inventory transferred to other Haulers
 - Inventory transferred to other Haulers - View Entered Forms
- Surplus Deliveries
 - Surplus Deliveries
 - Surplus Deliveries - View Entered Forms
- Transfers to Reuse

On the right side of the page, there is a table showing 'Total Est. Weight (kg)' and 'Credit Amount'.

Total Est. Weight (kg)	Credit Amount
1,860	533.70
1,860	533.70

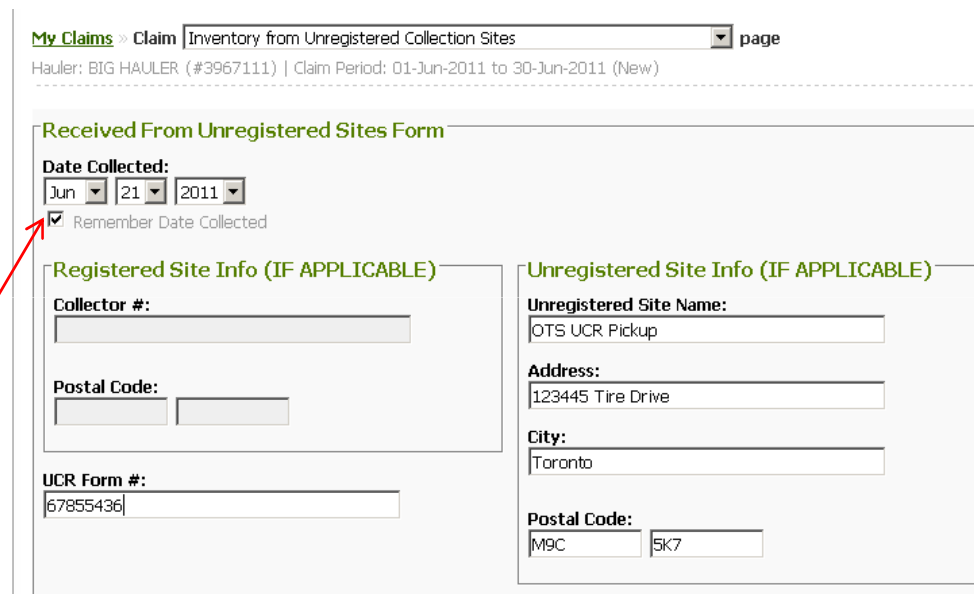
At the bottom right, it says 'Showing 1 - 1 from 1 total'.

Hauler Online Claims: Inventory from Unregistered Sites

42

- Each UCR form from the claim period will be entered separately
- Some information on this screen will auto populated based on information manually entered (i.e. Collector Name if applicable)

TIP: Use the "Remember" options to auto populate certain data (i.e. The date) to the next form being entered



The screenshot shows a web form titled "Received From Unregistered Sites Form". At the top, there is a breadcrumb trail: "My Claims > Claim" followed by a dropdown menu showing "Inventory from Unregistered Collection Sites" and a "page" link. Below this, it says "Hauler: BIG HAULER (#3967111) | Claim Period: 01-Jun-2011 to 30-Jun-2011 (New)". The form has two main sections: "Registered Site Info (IF APPLICABLE)" and "Unregistered Site Info (IF APPLICABLE)". In the "Registered Site Info" section, there is a "Date Collected:" field with a date picker set to "Jun 21 2011" and a checkbox labeled "Remember Date Collected" which is checked. A red arrow points from the "Remember" text in the tip to this checkbox. Below the date field is a "Collector #:" field with a text input box. Further down is a "Postal Code:" field with a text input box. At the bottom of this section is a "UCR Form #:" field with a text input box containing "67855436". The "Unregistered Site Info" section has an "Unregistered Site Name:" field with a text input box containing "OTS UCR Pickup". Below that is an "Address:" field with a text input box containing "123445 Tire Drive". Then a "City:" field with a text input box containing "Toronto". Finally, a "Postal Code:" field with two text input boxes containing "M9C" and "5K7".

Hauler Online Claims: Inventory from Unregistered Sites

43

- 1) Choose the date (day, month and year) that the pick up took place (UCR date) from the drop menus.
- 2) Enter the seven digit Collector Registration number OR complete the address information pertaining to the Unregistered Site
- 3) Enter the UCR from number
- 4) Enter the tire counts by type
- 5) From the drop down menu choose the reason this pick up is on a UCR form
- 6) Review the data and if correct click "Add Form"

The screenshot shows a web form titled "Received From Unregistered Sites Form". It contains several sections:

- Date Collected:** A section with three dropdown menus for month (Jun), day (21), and year (2011), and a checkbox labeled "Remember Date Collected". This section is highlighted with a red box.
- Registered Site Info (IF APPLICABLE):** A section with input fields for "Collector #:", "Postal Code:", and "UCR Form #:". The "UCR Form #" field contains the value "67855436". This section is highlighted with a yellow box.
- Unregistered Site Info (IF APPLICABLE):** A section with input fields for "Unregistered Site Name:", "Address:", "City:", and "Postal Code:". The "Address" field contains "123445 Tire Drive" and the "City" field contains "Toronto". This section is highlighted with a yellow box.
- Tire Counts:** A section with eight input fields for different tire types: PLT, MT, AG/LS, IND, SDTR, MOTR, LOTR, and GOTR. The PLT field contains "21" and the MT field contains "5". This section is highlighted with a red box.
- Reason tires not eligible for payment:** A dropdown menu with the selected option "Picked up from non-registered collector". This section is highlighted with a red box.
- Add Form:** A button at the bottom of the form, highlighted with a red box and pointed to by a red arrow from the text "Add Form" in the list.

Hauler Online Claims: Inventory from Unregistered Sites

44

- Once the form has been saved, the "Successfully Added" message will be displayed
- The form will also be displayed at the bottom of the screen (at a summary level) in the "Summary of Entered Forms" section

The screenshot shows the Ontario Tire Stewardship website interface. At the top, the logo and tagline 'Industry Rolls Old Tires into Green Products' are visible, along with a 'Questions?' link. A green navigation bar contains links for Home, About OTS, Tire Recycling in Ontario, Registration, Roles & Operations, and News & Media. Below the navigation bar, a yellow message box displays 'Successfully added'. The main content area shows a breadcrumb trail: 'My Claims > Claim' followed by a dropdown menu set to 'Inventory from Unregistered Collection Sites' and a 'page' link. Below this, it states 'Hauler: BIG HAULER (#3967111) | Claim Period: 01-Jun-2011 to 30-Jun-2011 (New)'. The 'Received From Unregistered Sites Form' is displayed, featuring a 'Date Collected:' section with three dropdown menus for month (Jun), day (21), and year (2011). A checkbox labeled 'Remember Date Collected' is checked.

Hauler Online Claims: Inventory from Unregistered Sites


- Filter options are also available on this screen
- Filter options include date and UCR number
- Entered forms can be edited (click on edit) or viewed in detail (read only mode) by clicking on the UCR form hyperlink

Summary of Forms Entered

Filter

Date Collected (DD-MM-YYYY): UCR Form #:

	Date Collected	UCR Form #	Collector #	Unregistered Site Name	Reasons Tires Not Eligible For Payment	Total Est. Weight (kg)
Grand Totals						460.0000
delete edit	21-Jun-2011	67855436		OTS UCR Pickup	Picked up from non registered collector	460.0000



Hauler Online Claims: Inventory from Unregistered Sites

46

- Here the details of the UCR form can be viewed
- Things such as the standard estimated weight of the pick up can be seen in detail here
- Edits can not be made to data on this screen

Received From Unregistered Sites (UCRs) - View Entered Form Details

Registered Site Info (IF APPLICABLE)	Unregistered Site Info (IF APPLICABLE)
Collector #: <input type="text"/>	Unregistered Site Name: <input type="text" value="OTS UCR Pickup"/>
Postal Code: <input type="text"/> <input type="text"/>	Address: <input type="text" value="123445 Tire Drive"/>
UCR Form #: <input type="text" value="67855436"/>	City: <input type="text" value="Toronto"/>
	Postal Code: <input type="text" value="M9C"/> <input type="text" value="5K7"/>

Reason tires not eligible for payment:

Tire Counts

Unit Count							
PLT:	MT:	AG/LS:	IND:	SDTR:	MOTR:	LOTR:	GDTR:
<input type="text" value="21"/>	<input type="text" value="5"/>	<input type="text" value="0"/>	<input type="text" value="0"/>	<input type="text" value="0"/>	<input type="text" value="0"/>	<input type="text" value="0"/>	<input type="text" value="0"/>

Hauler Online Claims: Inventory from Unregistered Sites

- Click on the "Back" button to return to the data entry screen

Tire Counts

Unit Count

PLT:	MT:	AG/LS:	IND:	SOTR:	MDTR:	LOTR:	GOTR:
21	5	0	0	0	0	0	0

Standard Weight (kg)

PLT:	MT:	AG/LS:	IND:	SOTR:	MDTR:	LOTR:	GOTR:
10.00	50.00	110.00	90.00	160.00	700.00	750.00	1800.00

Estimated Weight (kg)

PLT:	MT:	AG/LS:	IND:	SOTR:	MDTR:	LOTR:	GOTR:
210.0000	250.0000	0.0000	0.0000	0.0000	0.0000	0.0000	0.0000

Total:

460.0000

< Back

Hauler Online Claims: Inventory from Unregistered Sites View Entered Forms

- Another way to view all entered UCR forms is to choose the “Inventory from Unregistered Collection Sites – View Entered Forms” link from the menu
- Data can be filtered and exported from this screen

The screenshot shows the Ontario Tire Stewardship website interface. At the top, there is a header with the logo and the text "Industry Rolls Old Tires into Green Products". Below this is a navigation bar with links: Home, About OTS, Tire Recycling in Ontario, Registration, Roles & Operations, and News & M. The main content area is titled "My Claims" and includes a dropdown menu for "Claim" with the following options:

- General
 - Claim Summary
 - Hauler Information
- Inventory from Collectors
 - Inventory from Collectors
 - Inventory from Collectors - View Entered Forms
- Inventory from Dedicated OTR
 - Inventory from Dedicated OTR
 - Inventory from Dedicated OTR - View Entered Forms
- Inventory from Unregistered Collection Sites
 - Inventory from Unregistered Collection Sites - View Entered Forms
- Inventory Received From Haulers
 - Inventory Received From Haulers
 - Inventory Received From Haulers - View Entered Forms
- Inventory from Special Tire Collection
 - Inventory from Special Tire Collection
 - Inventory from Special Tire Collection - View Entered Forms
- Deliveries to Ontario Processors
 - Deliveries to Ontario Processors
 - Deliveries to Ontario Processors - View Entered Forms
- Inventory transferred to other Haulers
 - Inventory transferred to other Haulers
 - Inventory transferred to other Haulers - View Entered Forms
- Surplus Deliveries
 - Surplus Deliveries
 - Surplus Deliveries - View Entered Forms
- Transfers to Reuse
 - Transfers to Reuse
 - Transfers to Reuse - View Entered Forms

The "Inventory from Unregistered Collection Sites - View Entered Forms" option is highlighted with a red box. To the left of the menu, there are input fields for "Date Collected:" (Jun 21), "Remember Date", "Collector #:", "Postal Code:", and "UCR Form #:". The right side of the page shows a "page" dropdown and a "fo (IF APPLICABLE)" label.

Hauler Online Claims: Inventory from Unregistered Sites View Entered Forms

- To export data to excel (in a .CSV file) click on the "Export Data as Excel File" button
- The filter options are available on this screen as well
- Clicking on the UCR hyper link will display the form details in read only mode (similar to what was seen previously)

My Claims : Claim **Inventory from Unregistered Collection Sites - View Entered Forms** page

Hauler: BIG HAULER (#3967111) | Claim Period: 01-Jun-2011 to 30-Jun-2011 (New)

Export
Export Data as Excel File

Summary of Forms Entered

Filter
Date Collected (DD-MM-YYYY): UCR Form #:

Date Collected	UCR Form #	Collector #	Unregistered Site Name	Reasons Tires Not Eligible For Payment	Total Est. Weight (kg)
Grand Totals					460.0000
21-Jun-2011	67855435		OTS UCR Pickup	Picked up from non registered collector	460.0000

Hauler Online Claims: Inventory from Haulers

- To enter data regarding inventory received from another Registered Hauler choose the "Inventory from Haulers" link from the drop down menu
- This is where data from HIT forms is entered when you are the receiving Hauler

The screenshot displays the 'My Claims' section of the Ontario Tire Stewardship web application. A dropdown menu is open, showing various inventory categories. The option 'Inventory Received From Haulers' is highlighted with a red box. The background shows a form for entering claim data, including fields for 'Date Collected' and 'Grand Totals'.

Date Collected	UC #	Total Est. Weight (kg)
21-Jun-2011	62	460.0000

Hauler Online Claims: Inventory from Haulers

- Each HIT form from the claim period will be entered separately
- Some information on this screen will be auto populated based on information manually entered (i.e. Transferring Hauler Name)

TIP: Use the “Remember” options to auto populate certain data (i.e. The date) to the next form being entered

My Claims > Claim Inventory Received From Haulers page

Hauler: BIG HAULER (#3967111) | Claim Period: 01-Jun-2011 to 30-Jun-2011 (New)

Inventory Received from Haulers Form

Date Received:
 Jun 7 2011
☐ Remember Date Received

Hauler Name:
 TIRE HAULER

Hauler Registration #:
 3123456
☐ Remember Hauler Registration #

Address:
 123 MAIN ST

Authorization # (if applicable):

City:
 TORONTO

HIT Form #:
 34566789

Tire Counts

PLT:	MT:	AG/LS:	IND:	SDTR:	MDTR:	LOTR:	GOTR:
60	0	0	0	0	0	0	0

Hauler Online Claims: Inventory from Haulers

- 1) Choose the date (day, month and year) that the pick up took place (HIT date) from the drop menus.
- 2) Enter the seven digit Hauler number (of the transferring Hauler)
- 3) Enter the HIT from number
- 4) Enter the tire counts by type
- 5) Enter the authorization number being received (if applicable) with the transfer
- 6) Review the data and if correct click "Add Form"

The screenshot shows a web form titled 'Inventory Received from Haulers Form'. At the top, there's a breadcrumb trail: 'My Claims > Claim > Inventory Received From Haulers'. Below this, it says 'Hauler: BIG HAULER (#3967111) | Claim Period: 01-Jun-2011 to 30-Jun-2011 (New)'. The form contains several input fields: 'Date Received:' with a dropdown for month (Jun), a dropdown for day (7), and a dropdown for year (2011); 'Hauler Registration #:' with the value 3123456; 'Authorization # (if applicable):' which is empty; 'HIT Form #:' with the value 34566789; and a 'Tire Counts' section with fields for PLT (60), MT (0), AG/LS (0), IND (0), SOTR (0), MOTR (0), LOTR (0), and GOTR (0). To the right of these fields are three more fields: 'Hauler Name:' (TIRE HAULER), 'Address:' (123 MAIN ST), and 'City:' (TORONTO). At the bottom left of the form is an 'Add Form' button. Red boxes highlight the 'Date Received', 'Hauler Registration #', 'HIT Form #', and 'Add Form' fields. A green box highlights the 'Hauler Name', 'Address', and 'City' fields.

Hauler Online Claims: Inventory from Haulers

- Once the form has been saved, the "Successfully Added" message will be displayed
- The form will also be displayed at the bottom of the screen (at a summary level) in the "Summary of Entered Forms" section

The screenshot displays the Ontario Tire Stewardship website interface. At the top, the logo and navigation menu are visible. A yellow message box indicates 'Successfully added'. Below this, the 'My Claims' section shows a claim for 'Inventory Received From Haulers' with a claim period of 01-Jun-2011 to 30-Jun-2011. The 'Inventory Received from Haulers Form' is displayed below, featuring fields for 'Date Received' (set to Jun 1, 2011), 'Hauler Name', 'Remember Date Received' checkbox, 'Hauler Registration #', and 'Address'.

Ontario Tire Stewardship Industry Rolls Old Tires into Green Products Questions?

Home About OTS Tire Recycling in Ontario Registration Roles & Operations News & Media

Successfully added

My Claims » Claim Inventory Received From Haulers page

Hauler: BIG HAULER (#3967111) | Claim Period: 01-Jun-2011 to 30-Jun-2011 (New)

Inventory Received from Haulers Form

Date Received:
Jun 1 2011
☐ Remember Date Received

Hauler Name:

Hauler Registration #:
Address:

Hauler Online Claims: Inventory from Haulers

- Filter options are also available on this screen
- Filter options include date, HIT number, Hauler number and Hauler name
- Entered forms can be edited (click on edit) or viewed in detail (read only mode) by clicking on the HIT form hyperlink

Summary of Forms Entered

Filter

Date Received(DD-MM-YYYY): HIT Form #: Hauler Reg. #: Hauler Name:

	Date Received	HIT Form #	Hauler Reg #	Hauler Name	Auth. #	Total Est. Weight (kg)
Grand Totals						6,000
delete edit	07-Jun-2011	34566789	3123456	TIRE HAULER		6,000

Hauler Online Claims: Inventory from Haulers

- Here the details of the HIT form can be viewed
- Things such as the standard estimated weight of the pick up can be seen in detail here
- Edits can not be made to data on this screen

[My Claims](#) » Claim Inventory Received From Haulers - View Entered Forms page

Hauler: BIG HAULER (#3967111) | Claim Period: 01-Jun-2011 to 30-Jun-2011 (New)

Inventory Received from Haulers - View Entered Form Details

Date Received:	HIT Form #:
Jun 7 2011	34566789
Hauler Registration #:	Hauler Name:
3123456	TIRE HAULER
Hauler Address:	Postal Code:
123 MAIN ST	M1M1M1

Tire Count

Unit Count

PLT:	MT:	AG/LS:	IND:	SOTR:	MOTR:	LOTR:	GOTR:
600	0	0	0	0	0	0	0

Hauler Online Claims: Inventory from Haulers

- Click on the "Back" button to return to the data entry screen

Tire Count							
Unit Count							
PLT:	MT:	AG/LS:	IND:	SOTR:	MOTR:	LOTR:	GOTR:
600	0	0	0	0	0	0	0

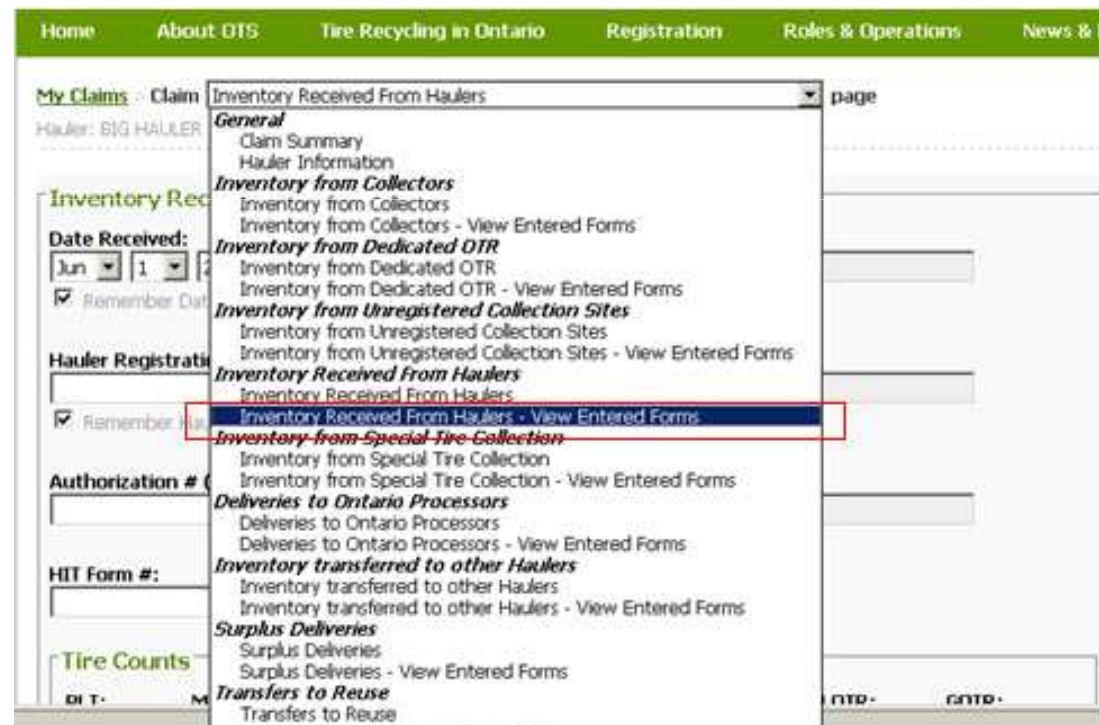
Standard Weight (kg)							
PLT:	MT:	AG/LS:	IND:	SOTR:	MOTR:	LOTR:	GOTR:
10	50	110	90	160	700	750	1,800

Estimated Weight (kg)							
PLT:	MT:	AG/LS:	IND:	SOTR:	MOTR:	LOTR:	GOTR:
6,000	0	0	0	0	0	0	0
Total:							
6000.0000							

< Back

Hauler Online Claims: Inventory from Haulers View Entered Forms

- Another way to view all entered HIT forms is to choose the “Inventory Received from Haulers – View Entered Forms” link from the menu
- Data can be filtered and exported from this screen



Hauler Online Claims: Inventory from Haulers View Entered Forms

58

- To export data to excel (in a .CSV file) click on the "Export Data as Excel File" button
- The filter options are available on this screen as well
- Clicking on the HIT hyper link will display the form details in read only mode (similar to what was seen previously)

My Claims - Claim Inventory Received From Haulers - View Entered Forms page

Hauler: BIG HAULER (#3967111) | Claim Period: 01-Jun-2011 to 30-Jun-2011 (New)

Export
Export Data as Excel File

Summary of Forms Entered

Filter
Date Received (DD-MM-YYYY): HIT Form #: Hauler Reg. #: Hauler Name: Filter Results

Date Received	HIT Form #	Hauler Reg #	Hauler Name	Auth Code	Total Est. Weight (kg)
Grand Totals					6,000
07-Jun-2011	345667892	3123456	TIRE HAULER		6,000

Showing 1 - 1 from 1 total

Hauler Online Claims: Inventory from STC Events

- To enter data regarding tires collected via approved Special Tire Collection (STC) events choose the "Inventory from Special Tire Collection" link from the drop down menu
- This is where data from approved STC forms is entered (the STC must be approved as being completed by the Hauler filing the claim)

The screenshot displays the Ontario Tire Stewardship web application interface. The header includes the logo and the tagline "Industry Rolls Old Tires into Green Products". A navigation bar contains links: Home, About OTS, Tire Recycling in Ontario, Registration, Roles & Operations, and News & Media. The main content area is titled "My Claims" and shows a dropdown menu for "Inventory Received From Haulers - View Entered Forms". The dropdown menu is open, listing various inventory categories. The option "Inventory from Special Tire Collection" is highlighted with a red box. Other categories include General, Inventory from Collectors, Inventory from Dedicated OTR, Inventory from Unregistered Collection Sites, Inventory Received From Haulers, Deliveries to Ontario Processors, Inventory transferred to other Haulers, Surplus Deliveries, and Transfers to Reuse. The right side of the interface shows a "Total Est. Weight (kg)" section with a value of 6,000 and a "Showing 1 - 1 from 1 total" indicator.

Hauler Online Claims: Inventory from STC Events

- Each STC form from the claim period will be entered separately
- The STC must have been approved by OTS prior to the date of pick up to be accepted

TIP: Use the “Remember” options to auto populate certain data (i.e. The date) to the next form being entered

My Claims > Claim Inventory from Special Tire Collection page
 Hauler: BIG HAULER (#3967111) | Claim Period: 01-Jun-2011 to 30-Jun-2011 (New)

Inventory Special Tire Collection Form

Date Collected:
 Jun 21 2011

☒ Remember Date Collected

Name of Group/Individual:
 OTS Sample STC Group

STC Event #:
 10147

Address:
 123 STC Way

STC Form #:
 56785432

Postal Code:
 M9C 5K7

Tire Counts

PLT:	MT:	AG/LS:	IND:	SOTR:	MOTR:	LOTR:	GOTR:
150	0	0	0	0	0	0	0

Add Form

Hauler Online Claims: Inventory from STC Events

- 1) Choose the date (day, month and year) that the pick up took place (STC date) from the drop menus.
- 2) Enter the STC Event number
- 3) Enter the STC form number
- 4) Enter the name, address and postal code of the pick up location
- 5) Enter the quantity of tires picked up by type
- 6) Review the data and if correct click "Add Form"

My Claims Claim Inventory from Special Tire Collection page

Hauler: BIG HAULER (#3967111) | Claim Period: 01-Jun-2011 to 30-Jun-2011 (New)

Inventory Special Tire Collection Form

Date Collected: Jun 21 2011
☒ Remember Date Collected

STC Event #: 10147

STC Form #: 56785432

Name of Group/Individual: OTS Sample STC Group

Address: 123 STC Way

Postal Code: M9C 5K7

Tire Counts

PLT:	MT:	AG/LS:	IND:	SOTR:	MOTR:	LOTR:	GOTR:
150	0	0	0	0	0	0	0

Add Form

Hauler Online Claims: Inventory from STC Events

- Once the form has been saved, the "Successfully Added" message will be displayed

NOTE a warning message was displayed in this example, indicating a likely error in the STC event number, the number should be verified or contact OTS to confirm number

- The form will also be displayed at the bottom of the screen (at a summary level) in the "Summary of Entered Forms" section

The screenshot displays a web interface for the Hauler Online Claims system. At the top, a yellow message box states: "Successfully added but with warnings: Verify STC form # for Event 10147." Below this, a breadcrumb trail reads: "My Claims > Claim > Inventory from Special Tire Collection". A dropdown menu is set to "page". The header information includes: "Hauler: B03 HAULER (#3967111) | Claim Period: 01-Jun-2011 to 30-Jun-2011 (New)". The main form is titled "Inventory Special Tire Collection Form". It contains a "Date Collected:" section with dropdown menus for "Jun", "21", and "2011". To the right is a text input field for "Name of Group/Individual:". At the bottom left, there is a checked checkbox labeled "Remember Date Collected".

Hauler Online Claims: Inventory from STC Events

- Filter options are also available on this screen
- Filter options include date, STC number, STC Event number
- Entered forms can be edited (click on edit) or viewed in detail (read only mode) by clicking on the STC form hyperlink

Summary of Forms Entered

Filter

Date Collected (dd-mm-yyyy): STC Form #: STC Event #:

	Date Collected	STC Form #	Event #	Name of Group/Ind.	Postal Code	Total Est. Weight (kg)	Credit Amount
Grand Totals						1500.0000	14.75
delete edit	21-Jun-2011	56785432	10147	OTS Sample STC Group	M9C 5K7	1500.0000	14.75

Hauler Online Claims: Inventory from STC Events

- Here the details of the STC form can be viewed
- Things such as the standard estimated weight of the pick up and credits generated by the pick up can be seen in detail here
- Edits can not be made to data on this screen
- Click on the "Back" button to return to the data entry screen

Estimated Weight (kg)							
PLT:	MT:	AG/LS:	IND:	SOTR:	MOTR:	LOTR:	GOTR:
1500.0000	0.0000	0.0000	0.0000	0.0000	0.0000	0.0000	0.0000
Total:							1500.0000

Tire Type Rates		
PLT:	MT:	OIR:
0.10	0.12	0.12

Claim Amount (\$)							
PLT:	MT:	AG/LS:	IND:	SOTR:	MOTR:	LOTR:	GOTR:
14.75	0.00	0.00	0.00	0.00	0.00	0.00	0.00
Total:							14.75

< Back

Hauler Online Claims: Inventory from STC Events View Entered Forms

65

- Another way to view all entered STC forms is to choose the “Inventory from Special Tire Collection – View Entered Forms” link from the menu
- Data can be filtered and exported from this screen

The screenshot displays the Ontario Tire Stewardship web application interface. At the top, the header includes the logo and the text "Industry Rolls Old Tires into Green Products". Below the header is a navigation bar with links: Home, About OTS, Tire Recycling in Ontario, Registration, Roles & Operations, and News & Media. The main content area is titled "My Claims > Claim" and shows a dropdown menu for "Inventory from Special Tire Collection". The dropdown menu is open, showing a list of options. The option "Inventory from Special Tire Collection - View Entered Forms" is highlighted in blue. Other options in the menu include "General", "Inventory from Collectors", "Inventory from Dedicated OTR", "Inventory from Unregistered Collection Sites", "Inventory Received From Haulers", "Deliveries to Ontario Processors", "Inventory transferred to other Haulers", "Surplus Deliveries", and "Transfers to Reuse". The background of the application shows various input fields and buttons, including "Date Collected:", "STC Event #:", "STC Form #:", "Tire Counts", "PLT:", "M:", "LOTR:", "GOTR:", and an "Add Form" button.

Hauler Online Claims: Inventory from STC Events

View Entered Forms

- To export data to excel (in a .CSV file) click on the "Export Data as Excel File" button
- The filter options are available on this screen as well
- Clicking on the STC hyper link will display the form details in read only mode (similar to what was seen previously)

My Claims: Claim **Inventory from Special Tire Collection - View Entered Forms** page

Hauler: BIG HAULER (#3967111) | Claim Period: 01-Jun-2011 to 30-Jun-2011 (New)

Export
Export Data as Excel File

Summary of Forms Entered

Filter

Date Col. (DD-MM-YYYY): STC Form #: STC Event #:

Date Collected	STC Form #	Event #	Name of Group/Ind.	Postal Code	Total Est. Weight (kg)	Credit Amount
Grand Totals					1500.0000	14.75
21-Jun-2011	56285432	10147	OTS Sample STC Group	M9C 5K7	1500.0000	14.75

Hauler Online Claims: Deliveries to Ontario Processors

67

- To enter data regarding tires delivered to Ontario Processors (where a redirect was not obtained) choose the "Deliveries to Ontario Processors" link from the drop down menu
- This is where data from PTR forms is entered (unless it is a surplus delivery which will be discussed later in this presentation)

The screenshot shows the Ontario Tire Stewardship web application interface. The header includes the logo and the text "Industry Rolls Old Tires into Green Products". The navigation bar contains links: Home, About OTS, Tire Recycling in Ontario, Registration, Roles & Operations, and News & M. The main content area is titled "My Claims" and shows a dropdown menu for "Claim" with the following options: General (Claim Summary, Hauler Information), Inventory from Collectors (Inventory from Collectors, Inventory from Collectors - View Entered Forms), Inventory from Dedicated OTR (Inventory from Dedicated OTR, Inventory from Dedicated OTR - View Entered Forms), Inventory from Unregistered Collection Sites (Inventory from Unregistered Collection Sites, Inventory from Unregistered Collection Sites - View Entered Forms), Inventory Received From Haulers (Inventory Received From Haulers, Inventory Received From Haulers - View Entered Forms), Inventory from Special Tire Collection (Inventory from Special Tire Collection, Inventory from Special Tire Collection - View Entered Forms), **Deliveries to Ontario Processors** (highlighted in blue), Deliveries to Ontario Processors - View Entered Forms, Inventory transferred to other Haulers (Inventory transferred to other Haulers, Inventory transferred to other Haulers - View Entered Forms), Surplus Deliveries (Surplus Deliveries, Surplus Deliveries - View Entered Forms), and Transfers to Reuse. The "Date Collected" field is set to "21-Jun-2011". The "Grand Totals" section shows a weight of 1500.0000 kg and a credit amount of 14.75.

Weight (kg)	Credit Amount
1500.0000	14.75
1500.0000	14.75

Hauler Online Claims: Deliveries to Ontario Processors

68

- Each PTR form from the claim period will be entered separately
- Some field will auto populate based on the information entered (i.e. Processor name)

TIP: Use the “Remember” options to auto populate certain data (i.e. The date) to the next form being entered

[My Claims](#) > Claim [Deliveries to Ontario Processors](#) page

Hauler: BIG HAULER (#3967111) | Claim Period: 01-Jun-2011 to 30-Jun-2011 (New)

Deliveries to Ontario Processors Form

Date Delivered: Jun 29 2011 <input type="checkbox"/> Remember Date Delivered	Processor Name: SPRINGFIELD NUCLEAR POWER PLANT
Processor Registration #: 4012345 <input type="checkbox"/> Remember Processor Registration #	Address: 3456 EVERGREEN TERRACE
PTR Form #: 78679877	City: SPRINGFIELD
Scale Weight (kg): 6000	Scale Ticket #: 45677T

Tire Counts

PLT:	MT:	AG/LS:	IND:	SOTR:	MOTR:	LOTR:	GOTR:
600	0	0	0	0	0	0	0

[Add Form](#)

Hauler Online Claims: Deliveries to Ontario Processors

69

- 1) Choose the date (day, month and year) that the pick up took place (PTR date) from the drop menus.
- 2) Enter the seven digit Processor number (processor details will auto populate)
- 3) Enter the PTR number
- 4) Enter the Scale weight and ticket information
- 5) Enter the quantity of tires delivered by type
- 6) Review the data and if correct click "Add Form"

The screenshot shows the 'Deliveries to Ontario Processors Form' with the following fields and highlights:

- Date Delivered:** Jun 29 2011 (highlighted with a red box)
- Remember Date Delivered:** ☐ (highlighted with a red box)
- Processor Registration #:** 4012345 (highlighted with a red box)
- Remember Processor Registration #:** ☐ (highlighted with a red box)
- PTR Form #:** 78679877 (highlighted with a red box)
- Scale Weight (kg):** 6000 (highlighted with a red box)
- Scale Ticket #:** 45677T (highlighted with a red box)
- Processor Name:** SPRINGFIELD NUCLEAR POWER PLANT (highlighted with a green box)
- Address:** 3456 EVERGREEN TERRACE (highlighted with a green box)
- City:** SPRINGFIELD (highlighted with a green box)
- Tire Counts:**
 - PLT: 600 (highlighted with a red box)
 - MT: 0
 - AG/LS: 0
 - IND: 0
 - SOTR: 0
 - MOTR: 0
 - LOTR: 0
 - GOTR: 0
- Add Form:** (highlighted with a red box)

Hauler Online Claims: Deliveries to Ontario Processors

70

- Once the form has been saved, the "Successfully Added" message will be displayed
- The form will also be displayed at the bottom of the screen (at a summary level) in the "Summary of Entered Forms" section

The screenshot shows the Ontario Tire Stewardship website interface. At the top, the logo and tagline 'Industry Rolls Old Tires into Green Products' are visible, along with a 'Questions?' link. A green navigation bar contains links for Home, About OTS, Tire Recycling in Ontario, Registration, Roles & Operations, and News & Media. Below this, a yellow message box displays 'Successfully added'. The main content area shows a breadcrumb trail: 'My Claims >> Claim Deliveries to Ontario Processors'. Below the breadcrumb, it states 'Hauler: BIG HAULER (#3967111) | Claim Period: 01-Jun-2011 to 30-Jun-2011 (New)'. The 'Deliveries to Ontario Processors Form' section includes a 'Date Delivered:' field with dropdowns for 'Jun', '1', and '2011', a 'Processor Name:' text input field, and a checked checkbox labeled 'Remember Date Delivered'.

Hauler Online Claims: Deliveries to Ontario Processors

71

- Filter options are also available on this screen
- Filter options include date, PTR number and Processor number
- Entered forms can be edited (click on edit) or viewed in detail (read only mode) by clicking on the PTR form hyperlink

Summary of Forms Entered

Filter

Date Delivered (DD-MM-YYYY): PTR Form #: Processor Reg. #:

	Date Delivered	PTR Form #	Processor Reg #	Processor Name	Scale Ticket	Scale Weight (kg)	Total Est. Weight (kg)
Grand Totals							1,000
delete edit	13-Jul-2011	76543233	4012345	SPRINGFIELD NUCLEAR POWER PLANT	3456y	1,000.0000	1,000

Showing 1 - 1 from 1 total

Hauler Online Claims: Deliveries to Ontario Processors

72

- Here the details of the PTR form can be viewed
- Things such as the standard estimated weight of the delivery can be seen in detail here
- Edits can not be made to data on this screen

[My Claims](#) » Claim Deliveries to Ontario Processors - View Entered Forms page

Hauler: (#) | Claim Period: 01-Jun-2011 to 30-Jun-2011 (New)

Deliveries to Ontario Processors - View Entered Form Details

Date Delivered: <input type="text" value="Jun"/> <input type="text" value="29"/> <input type="text" value="2011"/>	PTR Form #: <input type="text" value="78679877"/>
Processor Registration #: <input type="text" value="4012345"/>	Processor Name: <input type="text" value="SPRINGFIELD NUCLEAR POWER PLANT"/>
Processor Address: <input type="text" value="3456 EVERGREEN TERRACE"/>	Postal Code: <input type="text" value="K0J1J0"/>
Scale Weight (kg): <input type="text" value="6,000.0000"/>	Scale Ticket #: <input type="text" value="45677T"/>

☐ **Tire Count**

☐ **Unit Count**

Hauler Online Claims: Deliveries to Ontario Processors

73

- Click on the "Back" button to return to the data entry screen

The screenshot displays a web form for entering hauler claims data. It is organized into four main sections, each with a title in green text:

- Tire Count:** This section is currently empty.
- Unit Count:** This section contains eight input fields for different types of units: PLT, MT, AG/LS, IND, SOTR, MOTR, LOTR, and GOTR. The PLT field contains the value '600', while all other fields contain '0'.
- Standard Weight (kg):** This section contains eight input fields for standard weights: PLT, MT, AG/LS, IND, SOTR, MOTR, LOTR, and GOTR. The values entered are: PLT (10), MT (50), AG/LS (110), IND (90), SOTR (160), MOTR (700), LOTR (750), and GOTR (1,800).
- Estimated Weight (kg):** This section contains eight input fields for estimated weights: PLT, MT, AG/LS, IND, SOTR, MOTR, LOTR, and GOTR. All fields contain '0'. Below these fields is a 'Total:' label followed by a single input field containing the value '6000.0000'.

At the bottom left of the form, there is a button labeled '< Back' enclosed in a red rectangular box.

Hauler Online Claims: Deliveries to Ontario Processors View Entered Forms

- Another way to view all entered PTR forms is to choose the “Deliveries to Ontario Processors – View Entered Forms” link from the menu
- Data can be filtered and exported from this screen

The screenshot displays the Ontario Tire Stewardship web application interface. At the top, the header includes the logo and the text "Industry Rolls Old Tires into Green Products". Below the header is a navigation bar with links: Home, About OTS, Tire Recycling in Ontario, Registration, Roles & Operations, and News & Media. The main content area is titled "My Claims - Claim" and shows a dropdown menu for "Deliveries to Ontario Processors". The menu is open, displaying a list of options. A red box highlights the option "Deliveries to Ontario Processors - View Entered Forms". Other options in the menu include "General", "Inventory from Collectors", "Inventory from Dedicated OTR", "Inventory from Unregistered Collection Sites", "Inventory Received From Haulers", "Inventory from Special Tire Collection", "Inventory transferred to other Haulers", "Surplus Deliveries", and "Transfers to Reuse". The left sidebar contains fields for "Date Delivered:", "Processor Register:", "PTR Form #:", and "Scale Weight (kg)".

Hauler Online Claims: Deliveries to Ontario Processors View Entered Forms

- To export data to excel (in a .CSV file) click on the "Export Data as Excel File" button
- The filter options are available on this screen as well
- Clicking on the PTR hyper link will display the form details in read only mode (similar to what was seen previously)

My Claims » Claim | Deliveries to Ontario Processors ▼ page

Hauler: KAL TIRE (#3000183) | Claim Period: 01-Mar-2012 to 31-Mar-2012 (New)

Deliveries to Ontario Processors Form

Date Delivered:
 Mar ▼ 1 ▼ 2012 ▼
☒ Remember Date Delivered

Processor Name:
 EMTERRA TIRE RECYCLING LTD

Processor Registration #:
 4000004
☒ Remember Processor Registration #

Address:
 8 BRAMWIN COURT

PTR Form #:
 76497643

City:
 BRAMPTON

Scale Weight (kg):
 1700.0000

Scale Ticket #:
 54687

Tire Counts

PLT: 10 MT: 10 AG/LS: 0 IND: 0 SOTR: 10 MOTR: 0 LOTR: 0 GOTR: 0

Summary of Forms Entered

Filter

Date Delivered(DD-MM-YYYY): PTR Form #: Processor Reg. #:

	Date Delivered	PTR Form #	Processor Reg #	Processor Name	Scale Ticket	Scale Weight (kg)	Total Est. Weight (kg)
Grand Totals							1,800
delete edit	01-Mar-2012	76497643	4000004	EMTERRA TIRE RECYCLING LTD	54687	1,700.0000	1,800

Hauler Online Claims: Inventory Transferred to a Registered Hauler

- To enter data regarding tires that were transferred to another registered Hauler choose the "Inventory Transferred to Another Hauler" link from the drop down menu
- This is where data from HIT forms is entered when you are the transferring Hauler

The screenshot shows the Ontario Tire Stewardship web application interface. The top navigation bar includes links for Home, About OTS, Tire Recycling in Ontario, Registration, Roles & Operations, and News & M. The main content area is titled 'My Claims' and shows a dropdown menu for 'Claim' with the following options:

- Deliveries to Ontario Processors - View Entered Forms
- General**
 - Claim Summary
 - Hauler Information
- Inventory from Collectors**
 - Inventory from Collectors
 - Inventory from Collectors - View Entered Forms
- Inventory from Dedicated OTR**
 - Inventory from Dedicated OTR
 - Inventory from Dedicated OTR - View Entered Forms
- Inventory from Unregistered Collection Sites**
 - Inventory from Unregistered Collection Sites
 - Inventory from Unregistered Collection Sites - View Entered Forms
- Inventory Received From Haulers**
 - Inventory Received From Haulers
 - Inventory Received From Haulers - View Entered Forms
- Inventory from Special Tire Collection**
 - Inventory from Special Tire Collection
 - Inventory from Special Tire Collection - View Entered Forms
- Deliveries to Ontario Processors**
 - Deliveries to Ontario Processors
 - Deliveries to Ontario Processors - View Entered Forms
- Inventory transferred to other Haulers**
 - Inventory transferred to other Haulers
 - Inventory transferred to other Haulers - View Entered Forms
- Surplus Deliveries**
 - Surplus Deliveries
 - Surplus Deliveries - View Entered Forms
- Transfers to Reuse**

The 'Inventory transferred to other Haulers' option is highlighted in blue. Below the dropdown menu, there is a table with columns for 'Date Delivered', 'PTI #', 'Total Weight (kg)', and 'Total Est. Weight (kg)'. The table shows a single entry for '29-Jun-2011' with a total weight of 6,000 kg. The bottom of the page indicates 'Showing 1 - 1 from 1 total'.

Hauler Online Claims: Inventory Transferred to a Registered Hauler

77

- Each HIT form from the claim period (where you are the transferring Hauler) will be entered separately
- Some field will auto populate based on the information entered (i.e. Hauler name)

TIP: Use the “Remember” options to auto populate certain data (i.e. The date) to the next form being entered

My Claims > Claim Inventory transferred to other Haulers page
Hauler: BIG HAULER (#3967111) | Claim Period: 01-Jun-2011 to 30-Jun-2011 (New)

Inventory Transferred to Other Haulers Form

Date Transferred:
Jun 21 2011
☐ Remember Date Transferred

Hauler Name:
SANTA CLAUS TIRE REMOVAL

Hauler Registration #:
3654321
☐ Remember Hauler Registration #

Address:
1 CHRISTMAS LANE

Authorization # (if aplicable):

City:
NORTH POLE

HIT Form #:
37261849

Tire Counts

PLT:	MT:	AG/LS:	IND:	SOTR:	MOTR:	LOTR:	GOTR:
51	0	0	0	0	0	0	0

Add Form

Hauler Online Claims: Inventory Transferred to a Registered Hauler

78

- 1) Choose the date (day, month and year) that the transfer took place (HIT date) from the drop menus.
- 2) Enter the seven digit receiving Hauler number (Hauler details will auto populate)
- 3) Enter the HIT number
- 4) Enter authorization code being transferred with the load if applicable
- 5) Enter the quantity of tires being transferred by type
- 6) Review the data and if correct click "Add Form"

My Claims - Claim Inventory transferred to other Haulers page

Hauler: B03 HAULER (#3967111) | Claim Period: 01-Jun-2011 to 30-Jun-2011 (New)

Inventory Transferred to Other Haulers Form

Date Transferred:
Jun 21 2011
☐ Remember Date Transferred

Hauler Registration #:
3654321
☐ Remember Hauler Registration #

Authorization # (if applicable):

HIT Form #:
37261849

Hauler Name:
SANTA CLAUS TIRE REMOVAL

Address:
1 CHRISTMAS LANE

City:
NORTH POLE

Tire Counts

PLT:	MT:	AG/LS:	IND:	SDTR:	MDTR:	LQTR:	GQTR:
51	0	0	0	0	0	0	0

Add Form

Hauler Online Claims: Inventory Transferred to Registered Haulers

- Once the form has been saved, the "Successfully Added" message will be displayed
- The form will also be displayed at the bottom of the screen (at a summary level) in the "Summary of Entered Forms" section

The screenshot displays the Ontario Tire Stewardship website interface. At the top, the logo and navigation menu are visible. A green banner at the top right reads "Industry Rolls Old Tires into Green Products". Below the navigation menu, a yellow message box states "Successfully added". The main content area shows the "My Claims" section with a dropdown menu set to "Inventory transferred to other Haulers". Below this, the claim details are displayed: "Hauler: BIG HAULER (#3967111) | Claim Period: 01-Jun-2011 to 30-Jun-2011 (New)". The "Inventory Transferred to Other Haulers Form" is shown with fields for "Date Transferred:" (set to Jun 1, 2011) and "Hauler Name:". A checkbox labeled "Remember Date Transferred" is checked.

Ontario Tire Stewardship Industry Rolls Old Tires into Green Products Question

Home About OTS Tire Recycling in Ontario Registration Roles & Operations News & M

Successfully added

[My Claims](#) > Claim Inventory transferred to other Haulers page

Hauler: BIG HAULER (#3967111) | Claim Period: 01-Jun-2011 to 30-Jun-2011 (New)

Inventory Transferred to Other Haulers Form

Date Transferred:

Jun 1 2011

Hauler Name:

☒ Remember Date Transferred

Hauler Online Claims: Inventory Transferred to Registered Haulers

- Filter options are also available on this screen
- Filter options include date, HIT number, Hauler number and Hauler name
- Entered forms can be edited (click on edit) or viewed in detail (read only mode) by clicking on the HIT form hyperlink

Summary of Forms Entered

Filter

Date Transferred (DD-MM-YYYY): HIT Form #: Hauler Reg. #: Hauler Name:

	Date Transferred	HIT Form #	Hauler Reg #	Hauler Name	Auth. #	Total Est. Weight (kg)
Grand Totals						510
delete edit	21-Jun-2011	37261849	3654321	SANTA CLAUS TIRE REMOVAL		510

Showing 1 - 1 from 1 total

Hauler Online Claims: Inventory Transferred to Registered Haulers

- Here the details of the HIT form can be viewed
- Things such as the standard estimated weight of the delivery can be seen in detail here
- Edits can not be made to data on this screen

[My Claims](#) » Claim Inventory transferred to other Haulers - View Entered Forms page

Hauler: BIG HAULER (#3967111) | Claim Period: 01-Jun-2011 to 30-Jun-2011 (New)

Tires Transferred to Haulers - View Entered Form Details

Date Transferred:	HIT Form #:
Jun 21 2011	37261849
Hauler Registration #:	Hauler Name:
3654321	SANTA CLAUS TIRE REMOVAL
Hauler Address:	Postal Code:
1 CHRISTMAS LANE	H0H0H0

Tire Count

Unit Count

PLT:	MT:	AG/LS:	IND:	SOTR:	MOTR:	LOTR:	GOTR:
51	0	0	0	0	0	0	0

Hauler Online Claims: Inventory Transferred to Registered Haulers

- Click on the "Back" button to return to the data entry screen

Tire Count

Unit Count

PLT:	MT:	AG/LS:	IND:	SDTR:	MOTR:	LOTR:	GDTR:
51	0	0	0	0	0	0	0

Standard Weight (kg)

PLT:	MT:	AG/LS:	IND:	SDTR:	MOTR:	LOTR:	GDTR:
10	50	110	90	160	700	750	1,800

Estimated Weight (kg)

PLT:	MT:	AG/LS:	IND:	SDTR:	MOTR:	LOTR:	GDTR:
510	0	0	0	0	0	0	0

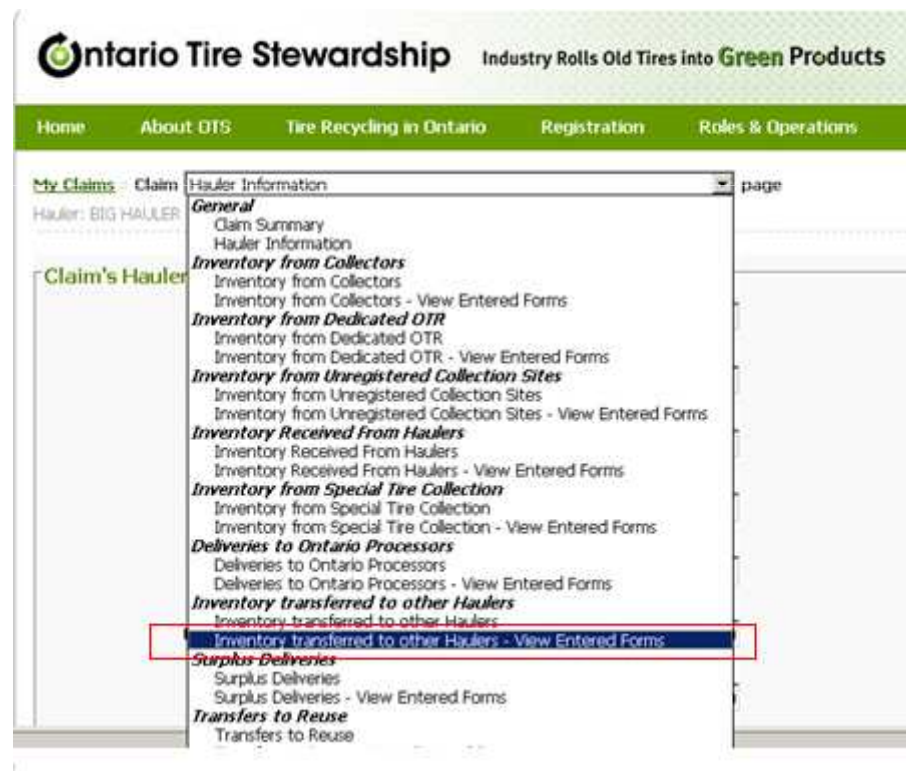
Total:

510.0000

< Back

Hauler Online Claims: Inventory Transferred to Registered Haulers View Entered Forms

- Another way to view all entered HIT forms is to choose the “Inventory Transferred to Other Haulers – View Entered Forms” link from the menu
- Data can be filtered and exported from this screen



Hauler Online Claims: Inventory Transferred to Registered Haulers View Entered Forms

- To export data to excel (in a .CSV file) click on the "Export Data as Excel File" button
- The filter options are available on this screen as well
- Clicking on the HIT hyper link will display the form details in read only mode (similar to what was seen previously)

My Claims > Claim **Inventory transferred to other Haulers - View Entered Forms** page

Hauler: BIG HAULER (#3967111) | Claim Period: 01-Jun-2011 to 30-Jun-2011 (New)

Export

Export Data as Excel File

Summary of Forms Entered

Filter

Date Transferred(DD-MM-YYYY): HIT Form #: Hauler Reg. #: Hauler Name:

Date Transferred	HIT Form #	Hauler Reg #	Hauler Name	Auth Code	Total Est. Weight (kg)
Grand Totals					510
21-Jun-2011	37261849	3654321	SANTA CLAUS TIRE REMOVAL		510

Hauler Online Claims: Surplus Deliveries

- To enter data regarding tires delivered to an approved Surplus location (redirect/adhoc authorization code required) choose the "Surplus Deliveries" link from the drop down menu
- This is where data from PTR forms is entered for authorized surplus loads (refer to Hauler Guidebook for specific details regarding Surplus deliveries and approvals)

The screenshot shows the 'My Claims' section of the Hauler Online Claims system. A dropdown menu is open for the claim 'Inventory transferred to other Haulers - View Entered Forms'. The menu lists various categories of claims, including 'General', 'Inventory from Collectors', 'Inventory from Dedicated OTR', 'Inventory from Unregistered Collection Sites', 'Inventory Received From Haulers', 'Inventory from Special Tire Collection', 'Deliveries to Ontario Processors', 'Inventory transferred to other Haulers', 'Surplus Deliveries', and 'Transfers to Reuse'. The 'Surplus Deliveries' option is highlighted with a red box. The background shows a summary table with columns for 'Code', 'Total Est. Weight (kg)', and a 'Filter Results' button.

Code	Total Est. Weight (kg)
	510
	510

Showing 1 - 1 from 1 total

Hauler Online Claims: Surplus Deliveries

- Each PTR form from the claim period will be entered separately
- Some field will auto populate based on the information entered (i.e. Surplus Type)

TIP: Use the “Remember” options to auto populate certain data (i.e. The date) to the next form being entered

My Claims - Claim Surplus Deliveries page

Hauler: BIG HAULER (#3967111) | Claim Period: 01-Jun-2011 to 30-Jun-2011 (New)

Surplus Deliveries

Date Delivered: Jun 30 2011
☐ Remember Date Delivered

Processor Registration #: 4112345
☐ Remember Processor Registration #

Authorization Code: CL11121016500001

Surplus Code: MM1

PTR Form #: 78987654

Scale Weight (kg): 2000

Processor Name: ACME CRUMBY PROCESSOR

Address: 123 LOONEY LANE

City: BEVERLY HILLS

Surplus Code Description: LT/MT/Mixed

Surplus Type: Ad hoc

Scale Ticket #: WMAR3345

Hauler Online Claims: Surplus Deliveries

- 1) Choose the date (day, month and year) that the pick up took place (PTR date) from the drop menus.
- 2) Enter the seven digit Processor number (processor details will auto populate)
- 3) Enter the Authorization code as per OTS
- 4) Choose the Surplus Code from the drop down menu (refer to OTS website for Codes)
- 5) Enter the PTR number
- 6) Enter the scale weight and ticket number

My Claims - Claim Surplus Deliveries page

Hauler: BIG HAULER (#3967111) | Claim Period: 01-Jun-2011 to 30-Jun-2011 (New)

Surplus Deliveries

<p>Date Delivered:</p> <p>Jun 30 2011</p> <p><input type="checkbox"/> Remember Date Delivered</p>	<p>Processor Name:</p> <p>ACME CRUMBY PROCESSOR</p>
<p>Processor Registration #:</p> <p>4112345</p> <p><input type="checkbox"/> Remember Processor Registration #</p>	<p>Address:</p> <p>123 LOONEY LANE</p>
<p>Authorization Code:</p> <p>CL11121016500001</p>	<p>City:</p> <p>BEVERLY HILLS</p>
<p>Surplus Code:</p> <p>MM1</p>	<p>Surplus Code Description:</p> <p>LT/MT/Mixed</p>
<p>PTR Form #:</p> <p>78987654</p>	<p>Surplus Type:</p> <p>Ad hoc</p>
<p>Scale Weight (kg):</p> <p>2000</p>	<p>Scale Ticket #:</p> <p>WMAR3345</p>

Hauler Online Claims: Surplus Deliveries

- 7) Enter the quantity of tires delivered by type. These must agree to the types and quantities authorized
- 8) Review the data entered, and if correct click "Add Form"

PTR Form #: Surplus Type:

Scale Weight (kg): Scale Ticket #:

Tire Counts

PLT:
 MT:
 AG/LS:
 IND:
 SDTR:
 MDTR:
 LOTR:
 GQTR:

Summary of Forms Entered

Filter

Date Delivered (DD-MM-YYYY):
 PTR Form #:
 Processor Reg. #:

Date Delivered	PTR Form #	Processor Reg #	Surplus Code	Surplus Type	Auth Code	Scale Ticket	Scale Weight (kg)	Total Est. Weight (kg)	Claim Premium Credit (\$)
Grand Totals								0	0

No Records Found

Hauler Online Claims: Surplus Deliveries

- Once the form has been saved, the “Successfully Added” message will be displayed
- The form will also be displayed at the bottom of the screen (at a summary level) in the “Summary of Entered Forms” section

The screenshot shows the Ontario Tire Stewardship website interface. At the top, the logo and tagline 'Industry Rolls Old Tires into Green Products' are visible, along with a 'Questions?' link. A green navigation bar contains links for Home, About OTS, Tire Recycling in Ontario, Registration, Roles & Operations, and News & Media. Below this, a yellow message box states 'Successfully added'. The main content area shows a breadcrumb trail: 'My Claims > Claim Surplus Deliveries'. Below the breadcrumb, it says 'Hauler: BIG HAULER (#3967111) | Claim Period: 01-Jun-2011 to 30-Jun-2011 (New)'. The 'Surplus Deliveries' section contains a 'Date Delivered:' field with dropdown menus for 'Jun', '1', and '2011', and a 'Remember Date Delivered' checkbox which is checked. To the right is a 'Processor Name:' label and an empty text input field.

Hauler Online Claims: Surplus Deliveries

- Filter options are also available on this screen
- Filter options include date, PTR number and Processor number
- Entered forms can be edited (click on edit) or viewed in detail (read only mode) by clicking on the PTR form hyperlink

Summary of Forms Entered

Filter

Date Delivered (DD-MM-YYYY): PTR Form #: Processor Reg. #:

	Date Delivered	PTR Form #	Processor Reg #	Surplus Code	Surplus Type	Auth Code	Scale Ticket	Scale Weight (kg)	Total Est. Weight (kg)	Claim Premium Credit (\$)
Grand Totals									2,000	110
delete edit	30-Jun-2011	78987654	4112345	MM1	Ad hoc	CL11121016500001	WMAR3345	2000.0000	2,000	110

Showing 1 - 1 from 1 total

Hauler Online Claims: Surplus Deliveries

- Here the details of the PTR form can be viewed
- Things such as the standard estimated weight of the delivery can be seen in detail here
- Edits can not be made to data on this screen

Surplus Deliveries - View Entered Form Details

Date Delivered: Jun 30 2011	PTR Form #: 78987654
Processor Registration #: 4112345	Processor Name: ACME CRUMBY PROCESSOR
Processor Address: 123 LOONEY LANE	Postal Code: 90210
Surplus Code: MM1	Surplus Code Description: Modern PLT/MT/Mixed
Authorization #: CL11121016500001	Surplus Type: Ad hoc
Scale Weight (kg): 2000.0000	Scale Ticket #: WMAR3345

Tire Count

Unit Count

Hauler Online Claims: Surplus Deliveries

- Click on the "Back" button to return to the data entry screen

PLT:	MT:	AG/LS:	IND:	SOTR:	MOTR:	LOTR:	GOTR:
10	50	110	90	160	700	750	1,800

Estimated Weight (kg)

PLT:	MT:	AG/LS:	IND:	SOTR:	MOTR:	LOTR:	GOTR:
2,000	0	0	0	0	0	0	0

Total:

2000,0000

Tire Type Rates

PLT:	MT:	OTR:
0.06	0.06	0.06

Claim Amount by Tire Type

PLT:	MT:	AG/LS:	IND:	SOTR:	MOTR:	LOTR:	GOTR:
110.00	0.00	0.00	0.00	0.00	0.00	0.00	0.00

< Back

Hauler Online Claims: Surplus Deliveries View Entered Forms

- Another way to view all entered PTR forms is to choose the “Surplus Deliveries– View Entered Forms” link from the menu
- Data can be filtered and exported from this screen

The screenshot displays the 'Hauler Online Claims' web application. At the top is a green navigation bar with links: Home, About DTS, Tire Recycling in Ontario, Registration, Roles & Operations, and News & Media. Below this is a yellow banner indicating 'Successfully updated'. The main content area shows a sidebar on the left with a 'My Claims' dropdown menu. The 'Claim' dropdown is open, showing a list of options. The 'Surplus Deliveries' option is highlighted in blue, and a red box is drawn around it. The dropdown menu includes the following items:

- General
 - Claim Summary
 - Hauler Information
- Inventory from Collectors
 - Inventory from Collectors
 - Inventory from Collectors - View Entered Forms
- Inventory from Dedicated OTR
 - Inventory from Dedicated OTR
 - Inventory from Dedicated OTR - View Entered Forms
- Inventory from Unregistered Collection Sites
 - Inventory from Unregistered Collection Sites
 - Inventory from Unregistered Collection Sites - View Entered Forms
- Inventory Received From Haulers
 - Inventory Received From Haulers
 - Inventory Received From Haulers - View Entered Forms
- Inventory from Special Tire Collection
 - Inventory from Special Tire Collection
 - Inventory from Special Tire Collection - View Entered Forms
- Deliveries to Ontario Processors
 - Deliveries to Ontario Processors
 - Deliveries to Ontario Processors - View Entered Forms
- Inventory transferred to other Haulers
 - Inventory transferred to other Haulers
 - Inventory transferred to other Haulers - View Entered Forms
- Surplus Deliveries
 - Surplus Deliveries
 - Surplus Deliveries - View Entered Forms
- Transfers to Reuse
 - Transfers to Reuse
 - Transfers to Reuse - View Entered Forms

The sidebar also contains several input fields: 'Date Delivered:' (with a date picker set to Jun 30), 'Processor Registr...' (with the value 4112345), 'Authorization Co...', 'Surplus Code:', 'PTR Form #:', and 'Scale Weight (kg):'. There is also a 'Scale Ticket #' field.

Hauler Online Claims: Surplus Deliveries View Entered Forms

- To export data to excel (in a .CSV file) click on the "Export Data as Excel File" button
- The filter options are available on this screen as well
- Clicking on the PTR hyper link will display the form details in read only mode (similar to what was seen previously)

My Claims > Claim Surplus Deliveries - View Entered Forms page

Hauler: BIG HAULER (#3967111) | Claim Period: 01-Jun-2011 to 30-Jun-2011 (New)

Export
Export Data as Excel File

Summary of Forms Entered

Filter
Date Delivered (DD-MM-YYYY): PTR Form #: Processor Reg. #: Filter Results

Date Delivered	PTR Form #	Processor Reg #	Surplus Code	Surplus Type	Auth Code	Scale Ticket #	Scale Weight (kg)	Total Est. Weight (kg)	Claim Premium Credit (\$)
Grand Totals								2,000	110
30-Jun-2011	76887654	4112345	MM1	Ad hoc	CL11121016500001	WMAR3345	2000.0000	2,000	110

Showing 1 - 1 from 1 total

Hauler Online Claims: Sale to Reuse

- To enter data regarding tires sold for reuse (or retreading) choose the "Transfer to Reuse" link from the drop down menu
- This is where data from RTR forms (and supporting sales invoices etc.) is entered

The screenshot shows the Ontario Tire Stewardship website interface. The main header includes the logo and the text "Industry Rolls Old Tires into Green Products". Below the header is a navigation bar with links: Home, About OTS, Tire Recycling in Ontario, Registration, Roles & Operations, and News & M. The main content area is titled "My Claims" and shows a dropdown menu for "Claim" with the following options:

- Surplus Deliveries - View Entered Forms
- General
 - Claim Summary
 - Hauler Information
- Inventory from Collectors
 - Inventory from Collectors
 - Inventory from Collectors - View Entered Forms
- Inventory from Dedicated OTR
 - Inventory from Dedicated OTR
 - Inventory from Dedicated OTR - View Entered Forms
- Inventory from Unregistered Collection Sites
 - Inventory from Unregistered Collection Sites
 - Inventory from Unregistered Collection Sites - View Entered Forms
- Inventory Received From Haulers
 - Inventory Received From Haulers
 - Inventory Received From Haulers - View Entered Forms
- Inventory from Special Tire Collection
 - Inventory from Special Tire Collection
 - Inventory from Special Tire Collection - View Entered Forms
- Deliveries to Ontario Processors
 - Deliveries to Ontario Processors
 - Deliveries to Ontario Processors - View Entered Forms
- Inventory transferred to other Haulers
 - Inventory transferred to other Haulers
 - Inventory transferred to other Haulers - View Entered Forms
- Surplus Deliveries
 - Surplus Deliveries
 - Surplus Deliveries - View Entered Forms
- Transfers to Reuse** (highlighted)
 - Transfers to Reuse
 - Transfers to Reuse - View Entered Forms

Below the dropdown menu, there is a table with the following data:

Date Delivered	PTR #	Scale Weight (kg)	Total Est. Weight (kg)	Claim Premium Credit (\$)
30-Jun-2011	78987	2000.0000	2,000	110

Hauler Online Claims: Sale to Reuse

- Each RTR form from the claim period will be entered separately

TIP: Use the "Remember" options to auto populate certain data (i.e. The date) to the next form being entered

My Claims » Claim Transfers to Reuse page

Hauler: KAL TIRE (#3000183) | Claim Period: 01-Mar-2012 to 31-Mar-2012 (New)

Transfers to Reuse Form

Date Sold: Mar 1 2012
☒ Remember Date Sold

Buyer Name: Jennifer Barbazza

Market Location: Ontario
☒ Remember Market Location

Address: 405 The West Mall

Specify if Other Location:

City: Etobicoke

Type of Used Tire Market: For Sale
☒ Remember Type of Used Tire Market

Postal Code / Zip Code (For Canada - "A1A 1A1" where A=letter, 1=digit; USA - 5 digits): m9c 5k7

RTR Form #: 49764312

Phone Number (if applicable):

Invoice Number: 987654555

Bill of Lading (if applicable):

Tire Counts

PLT:	MT:	AG/LS:	IND:	SOTR:	MOTR:	LOTR:	GOTR:
10	10	0	0	10	0	0	0

Update Form Cancel Editing

Hauler Online Claims: Sale to Reuse

- 1) Choose the date (day, month and year) that the sale took place from the drop down menu
- 2) Choose the Market Location of the tire sales from the drop down menu
- 3) Choose Type of Used Tire Market from the drop down menu
- 4) Enter the Buyers name, address, city and postal code

NOTE: Scroll down for additional data fields

Transfers to Reuse Form

Date Sold: Jun 10 2011
☐ Remember Date Sold

Market Location: Ontario
☐ Remember Market Location

Specify if Other Location: _____

Type of Used Tire Market: For Sale
☐ Remember Type of Used Tire Market

Buyer Name: Test Tires

Address: 123 Reuse Ave.

City: Toronto

Postal Code / Zip Code *(for Canada - "A1A 1A1" where A=letter, 1=digit; USA - 5 digits): M9C 5K7

Hauler Online Claims: Sales to Reuse

- 5) Enter the RTR form number
- 6) Enter the buyers phone number
- 7) Enter the invoice number or the bill of lading number (depends on the shipping location of the tires)
- 8) Enter the quantity of tires sold by tire type
- 9) Review all entered data
if correct, click "Add Form"

The screenshot shows a web form for entering tire sales data. The form is divided into several sections:

- Top Section:** Contains four input fields: "RTR Form #:" (with value 41235434), "Phone Number:" (with value 1-234-567-4454), "Invoice Number:" (with value 45), and "Bill of Lading Number:" (empty).
- Tire Counts Section:** A row of eight input fields labeled "PLT:", "MT:", "AG/LS:", "IND:", "SDTR:", "MOTR:", "LOTR:", and "GQTR:". The "PLT:" field has a value of 15, while the others are 0.
- Add Form Button:** A button labeled "Add Form" is located below the tire counts.
- Summary of Forms Entered Section:** A section titled "Summary of Forms Entered" containing a "Filter" box. Inside the filter box are three input fields: "Date Sold (DD-MM-YYYY):", "RTR Form #:", and "Market Location:". A "Filter Results" button is located to the right of these fields.

Hauler Online Claims: Sales to Reuse

- Once the form has been saved, the “Successfully Added” message will be displayed
- The form will also be displayed at the bottom of the screen (at a summary level) in the “Summary of Entered Forms” section

The screenshot shows the Ontario Tire Stewardship website interface. At the top, the logo and tagline 'Industry Rolls Old Tires into Green Products' are visible, along with a 'Questions?' link. A green navigation bar contains links for Home, About OTS, Tire Recycling in Ontario, Registration, Roles & Operations, and News & Media. Below this, a yellow message box displays 'Successfully added'. The main content area shows a breadcrumb trail 'My Claims » Claim' followed by a dropdown menu set to 'Transfers to Reuse' and a 'page' link. Below the breadcrumb, it states 'Hauler: BIG HAULER (#3967111) | Claim Period: 01-Jun-2011 to 30-Jun-2011 (New)'. The 'Transfers to Reuse Form' section includes a 'Date Sold:' field with a date picker set to 'Jun 1 2011', a 'Buyer Name:' text input field, and a checked checkbox labeled 'Remember Date Sold'.

Hauler Online Claims: Sales to Reuse

- Filter options are also available on this screen
- Filter options include date, RTR number and market location
- Entered forms can be edited (click on edit) or viewed in detail (read only mode) by clicking on the RTR form hyperlink

Summary of Forms Entered

Filter

Date Sold(DD-MM-YYYY): **RTR Form #:** **Market Location:**

	Date Sold	RTR Form #	Type of Market	Market Location	Buyers Name	Invoice Number	Bill of Lading Number	Total Est. Weight (kg)
Grand Totals								1,800
delete edit	01-Mar-2012	49764312	For Sale	Ontario	Jennifer Barbazza	987654555		1,800

Showing 1 - 1 from 1 total

Hauler Online Claims: Sales to Reuse

- Here the details of the RTR form can be viewed
- Things such as the standard estimated weight of the sale can be seen in detail here
- Edits can not be made to data on this screen

Home About OTS Tire Recycling in Ontario Registration Roles & Operations News & Media

[My Claims](#) > Claim Transfers to Reuse - View Entered Forms page

Hauler: (#) | Claim Period: 01-Jun-2011 to 30-Jun-2011 (New)

Transfers to Reuse - View Entered Form Details

Date Delivered: Jun 10 2011	RTR Form #: 41235434
Market Location: Ontario	Other Location:
Type of Used Tire Market: For Sale	Buyer Name: Test Tires
Address: 123 Reuse Ave.	City: Toronto
Postal Code / Zip Code: M9C5K7	Phone Number: 1-234-567-4454
Invoice Number: 45	Bill of Lading Number:

Hauler Online Claims: Sales to Reuse

- Click on the "Back" button to return to the data entry screen

Tire Count							
Unit Count							
PLT:	MT:	AG/LS:	IND:	SDTR:	MDTR:	LOTR:	GDTR:
10	0	0	0	0	0	0	0

Standard Weight (kg)							
PLT:	MT:	AG/LS:	IND:	SDTR:	MDTR:	LOTR:	GDTR:
10.00	50.00	110.00	90.00	160.00	700.00	750.00	1600.00

Estimated Weight (kg)							
PLT:	MT:	AG/LS:	IND:	SDTR:	MDTR:	LOTR:	GDTR:
100.0000	0.0000	0.0000	0.0000	0.0000	0.0000	0.0000	0.0000
Total:							
100.0000							

< Back

Hauler Online Claims: Sales to Reuse View Entered Forms

- Another way to view all entered RTR forms is to choose the “Surplus Deliveries– View Entered Forms” link from the menu
- Data can be filtered and exported from this screen

The screenshot shows a web application interface for 'My Claims - Claim'. The main menu on the left includes 'My Claims - Claim', 'Hauler: BIG HAULER', and 'Transfers to Reuse'. The 'Transfers to Reuse' dropdown menu is open, displaying a list of options. The options are grouped into several categories: 'General' (Claim Summary, Hauler Information), 'Inventory from Collectors' (Inventory from Collectors, Inventory from Collectors - View Entered Forms), 'Inventory from Dedicated OTR' (Inventory from Dedicated OTR, Inventory from Dedicated OTR - View Entered Forms), 'Inventory from Unregistered Collection Sites' (Inventory from Unregistered Collection Sites, Inventory from Unregistered Collection Sites - View Entered Forms), 'Inventory Received From Haulers' (Inventory Received From Haulers, Inventory Received From Haulers - View Entered Forms), 'Inventory from Special Tire Collection' (Inventory from Special Tire Collection, Inventory from Special Tire Collection - View Entered Forms), 'Deliveries to Ontario Processors' (Deliveries to Ontario Processors, Deliveries to Ontario Processors - View Entered Forms), 'Inventory transferred to other Haulers' (Inventory transferred to other Haulers, Inventory transferred to other Haulers - View Entered Forms), 'Surplus Deliveries' (Surplus Deliveries, Surplus Deliveries - View Entered Forms), and 'Transfers to Reuse' (Transfers to Reuse, Transfers to Reuse - View Entered Forms). The 'Transfers to Reuse - View Entered Forms' option is highlighted in blue. A red box is drawn around the 'Transfers to Reuse' and 'Transfers to Reuse - View Entered Forms' options. The 'RTR Form #' field is visible at the bottom left of the dropdown menu.

Hauler Online Claims: Sales to Reuse View Entered Forms

104

- To export data to excel (in a .CSV file) click on the "Export Data as Excel File" button
- The filter options are available on this screen as well
- Clicking on the RTR hyper link will display the form details in read only mode (similar to what was seen previously)

My Claims - Claim Transfers to Reuse - View Entered Forms page

Hauler: BIG HAULER (#3967111) | Claim Period: 01-Jun-2011 to 30-Jun-2011 (New)

Export
Export Data as Excel File

Summary of Forms Entered

Filter
Date Sold (DD-MM-YYYY): RTR Form #: Market Location: Filter Results

Date Sold	RTR Form #	Type of Market	Market Location	Buyers Name	Invoice Number	Bill of Lading Number	Total Est. Weight (kg)
Grand Totals							100
10-Jun-2011	41235434	For Sale	Ontario	Test Tires	45		100

Hauler Online Claims: Claims Summary

- Once you have completed all data entry for the given claim period and are ready to do a final review of the claim and submit it choose the "Claims Summary" link from the drop down menu

NOTE: You can navigate to the summary page at any time through out the claims entry process as long as the claim has not been submitted.

The screenshot displays the 'My Claims' interface. A dropdown menu is open, showing various options. The 'Claim Summary' option is highlighted with a red box. The menu items include:

- Transfers to Reuse - View Entered Forms
- General**
- Claim Summary** (highlighted)
- Hauler Information
- Inventory from Collectors**
 - Inventory from Collectors
 - Inventory from Collectors - View Entered Forms
- Inventory from Dedicated OTR**
 - Inventory from Dedicated OTR
 - Inventory from Dedicated OTR - View Entered Forms
- Inventory from Unregistered Collection Sites**
 - Inventory from Unregistered Collection Sites
 - Inventory from Unregistered Collection Sites - View Entered Forms
- Inventory Received From Haulers**
 - Inventory Received From Haulers
 - Inventory Received From Haulers - View Entered Forms
- Inventory from Special Tire Collection**
 - Inventory from Special Tire Collection
 - Inventory from Special Tire Collection - View Entered Forms
- Deliveries to Ontario Processors**
 - Deliveries to Ontario Processors
 - Deliveries to Ontario Processors - View Entered Forms
- Inventory transferred to other Haulers**
 - Inventory transferred to other Haulers
 - Inventory transferred to other Haulers - View Entered Forms
- Surplus Deliveries**
 - Surplus Deliveries
 - Surplus Deliveries - View Entered Forms
- Transfers to Reuse**

The background shows a form with fields for 'Date Sold', 'RTR #', and 'Grand Totals'. A table on the right shows 'Lading' and 'Total Est. Weight (kg)' with a value of 100.

Hauler Online Claims: Claim Summary

- The claims summary page will display a summary of all data entered in the claims data entry process for the given claim period
- There are 4 general sections to the form: Hauler Info, Summary of Tires Received, Summary of Tires Shipped and the Submit sections

REMINDER: All values shown on the online claims tool are estimated values and may change as a result of the claims processing process

My Claims - Claim **Claim Summary** page

Hauler: BIG HAULER (#3967111) | Claim Period: 01-Jun-2011 to 30-Jun-2011 (New)

Hauler Info

Hauler Name: BIG HAULER

Registration Number: 3967111

Reporting Period: Jun-2011

Claim Period Dates: 01-Jun-2011 to 30-Jun-2011

Prepared by: OTS HAULER TRAINING JUNE 2011

Contact Number: 18886872202

Tire Inventory Weight (in KG)	Inventory Credit/Payment (in \$)	Average Inventory value (in \$/KG)
Summary of Tires Received		

Hauler Online Claims: Claim Summary

- You can navigate to the data entry sections of a claim (as long as it has not yet been submitted to OTS) by using the hyperlinks available
- In the Summary of Tires Received section details about tires collected are displayed

	Tire Inventory Weight (in KG)	Inventory Credit/Payment (in \$)	Average Inventory value (in \$/KG)
Summary of Tires Received			
Opening Inventory (from previous claim form):	1,000	1,000.00	
Inventory from Collectors:	18,000	4,521.90	
Inventory from Dedicated OTR:	0	0.00	
Inventory from Unregistered Collection Sites:	0		
Inventory from Haulers:	0		
Inventory from Special Tire Collection:	0	0.00	
Total Tires received during this Period:	19,000		
Credits Earned from Surplus Deliveries:		0.00	

Hauler Online Claims: Claim Summary

- The Summary of Tires Shipped summarizes all tire deliveries
- The Payments and Credits section provides an estimate of the payment earned (may change as a result of the claims processing process) and the closing credits/inventory which will be used as the opening credits/inventory for the next claim
- Verify all data entered, and when ready to submit the claim electronically to OTS click "Submit Claim"

Total Credits Earned during this Period:	5,521.90
Average Inventory Value:	0.2906

Summary of Tires Shipped	
Deliveries to Ontario Processors:	1,800
Surplus Deliveries:	0
Inventory transferred to other Haulers:	0
Transfer to Reuse:	1,800
Total Tires shipped during this period:	3,600
Total Tires Shipped Eligible for Payment during this period:	1,800

Payments and Credits	
Payments Earned during this Period:	523.13
Transfer to Reuse Credit Adjustment:	523.13
Outstanding Credits:	4,475.65
Closing Inventory:	15,400

Hauler Online Claims: Submitting the Claim

- Once you click submit, a confirmation message will appear asking you to confirm that you would like to proceed with your electronic portion of your Hauler claim submission
- Click "OK" to proceed with the submission or Cancel to return to the claims summary page

The screenshot displays a web application interface with several input fields and a confirmation dialog box. The background form includes the following elements:

- Surplus Deliveries:** A text input field containing the value "2,000".
- ferred to other Haulers:** A text input field containing the value "510".
- Transfer to Reuse:** A text input field.
- ped during this period:** A text input field.
- ned during this Period:** A text input field containing the value "727.56".
- Outstanding Credits:** A text input field containing the value "908.40".

Overlaid on the form is a "Message from webpage" dialog box with a blue header and a close button (X). The dialog contains a question mark icon and the following text:

You are about to SUBMIT current claim!
NOTE: After submission you won't be able to change claim's data.
Are you sure you want to proceed with submission?

At the bottom of the dialog are two buttons: "OK" and "Cancel".

Hauler Online Claims: Submitting the Claim

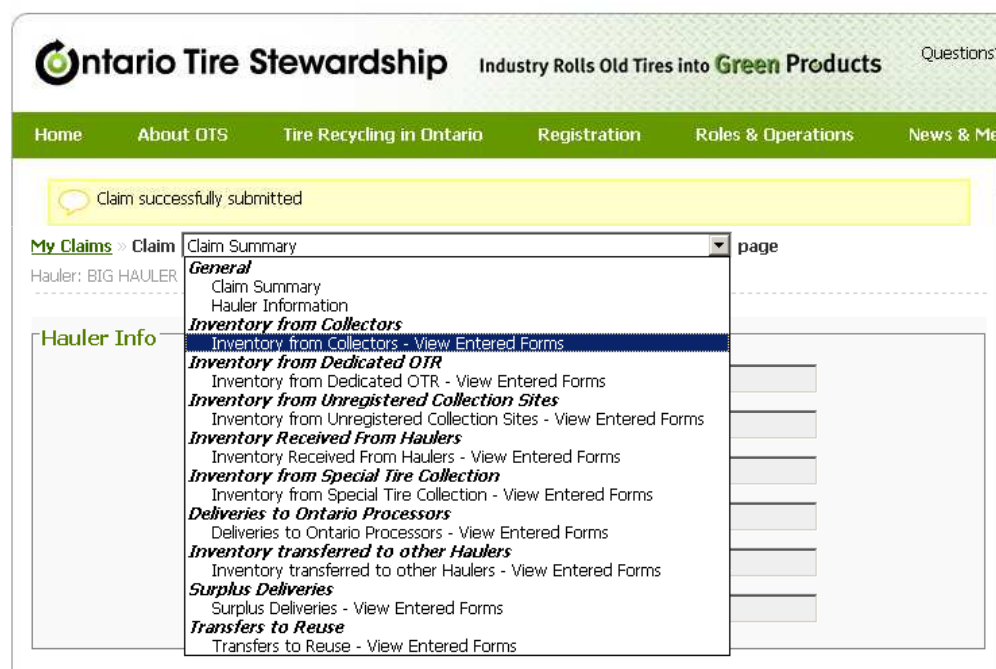
- Once the claim has been submitted electronically, a claim successfully submitted message will appear

The screenshot displays the Ontario Tire Stewardship website interface. At the top, the logo and tagline 'Industry Rolls Old Tires into Green Products' are visible, along with a 'Questions?' link. A green navigation bar contains links for Home, About OTS, Tire Recycling in Ontario, Registration, Roles & Operations, and News & Media. A yellow message box states 'Claim successfully submitted'. Below this, a breadcrumb trail shows 'My Claims > Claim' with a dropdown menu set to 'Claim Summary' and a 'page' link. A status line reads 'Hauler: BIG HAULER (#3967111) | Claim Period: 01-Jun-2011 to 30-Jun-2011 (Under Review)'. The 'Hauler Info' section contains a form with the following fields:

Hauler Name:	BIG HAULER
Registration Number:	3967111
Reporting Period:	Jun-2011
Claim Period Dates:	01-Jun-2011 to 30-Jun-2011
Prepared by:	OTS HAULER TRAINING JUNE 2011
Contact Number:	18886872202

Hauler Online Claims: Submitting the Claim

- After the claim has been successfully created all data entry screens and links will no longer be available
- Only read only screens will remain available



Hauler Online Claims: Claims Statuses

- From the "My Claims" screen, electronically submitted claims will appear as "Under Review" which indicates that the electronic claim has been submitted to OTS however it has not been approved (OTS may be working on the claim or hardcopies may not yet have been received)

Ontario Tire Stewardship Industry Rolls Old Tires into **Green** Products [Questions?](#)

Home About OTS Tire Recycling in Ontario Registration Roles & Operations News & Media

[My Claims](#)

Claim Form

Claim Period: Prepared By: Phone:

Opening Inventory Weight (kg): Opening Inventory Credit (\$):

My Existing Claims

	Claim Period	Submission #	State
view	01-Jun-2011 to 30-Jun-2011	1	Under Review

Showing 1 - 1 from 1 total

Hauler Online Claims: Claims Statuses

- There are 3 possible statuses of an Online Claim:
 - 1) “New”: Claims that have been created and saved by the Hauler but have not yet been submitted electronically to OTS. These claims can be edited.
 - 2) “Under Review”: Claims that have been submitted electronically to OTS, for which OTS has not finalized/approved the claim. These claims can be viewed only and can be reversed upon request by the Hauler
 - 3) “Approved”: Claims that have been fully received by OTS and finalized in the system. These claims have been finalized and payment has been issued. These claims can not be reversed

Hauler Online Claims: Claims Statuses

Examples of Claims Statuses:

[My Claims](#)

Claim Form

Claim Period:

Prepared By:

Phone:

Opening Inventory Weight (kg):

Opening Inventory Credit (\$):

My Existing Claims

	Claim Period	Submission #	State
view	01-Aug-2011 to 31-Aug-2011		1 New
view	01-Jul-2011 to 31-Jul-2011		1 Under Review
view	01-Jun-2011 to 30-Jun-2011		1 Approved

Showing 1 - 3 from 3 total

Hauler Online Claims: Claims Reversals

- As noted previously, on occasion a Hauler may wish to have their claim reversed meaning put back into “New” move from “Under Review”
- An email requesting the claim reversal must be sent to hauler@ontariots.ca indicating the registrant information and reason for reversal.
- Once a claim is reversed it will appear as “New” on the “My Claims” Page and is no longer considered to have been submitted by OTS.
- Haulers requesting reversals should note that in order for the claim to be eligible for payment, the electronic claim and updated hardcopies if applicable must be resubmitted prior to the close of the claim period.

Hauler Online Claims: Claims Reversals

Example of a Reversed Claim:

- The State of the claim went from "Under Review" to "New" and can now be edited again

[My Claims](#)

Claim Form

Claim Period: Aug 2011
 Prepared By:
Phone:

Opening Inventory Weight (kg): 0.0000
 Opening Inventory Credit (\$): 0.00

[Create Claim](#)

My Existing Claims

	Claim Period	Submission #	State
view	01-Jul-2011 to 31-Jul-2011	1	New
view	01-Aug-2011 to 31-Aug-2011	1	New
view	01-Jun-2011 to 30-Jun-2011	1	Approved

Showing 1 - 3 from 3 total

Hauler Online Claims: Late Claim Submissions

Hauler claims must be submitted in full (online electronic submission and hardcopies received by OTS prior to the close of the claims reporting period). In the event that either part of the submission is received late, the claim may be processed at a zero dollar amount. The online submission will still be accepted however the estimated claim amount may differ (be paid at zero) for these late claim periods.

Reminder: For February 2012

If the claim is late but no payment is Generated 50% of outstanding credit will be taken away due to late reporting

Hauler Online Claims: Important Reminders

In order to be eligible for payment, both the online submission and hardcopies must be received by OTS prior to the close of the claims reporting period (within 60 days)

Details of payments presented on the online submission are estimated payments only. These amounts may change as a result of the claims review process.

Hauler Online Claims: Important Reminders

When submitting hardcopies, ensure that only one claim submission is sent in one package and labelled. Please print off a copy of the claims summary screen to add in the identification of the claim period being submitted. To assist in the processing, please ensure that all hardcopies are sent in the order in which they are filled.

Remember, even if you have no reportable activity, a zero activity claim must be filed (online submission would consist of the Hauler information tab completed; hardcopy submission is the completed "Hauler Zero Activity" form for the effected month)

Note: Zero Activity form can be mailed, faxed or scanned to OTS

If you are faxing the Zero Activity form please contact OTS at 1-888-687-2202 for fax confirmation.

Hauler Online Claims: Important Reminders

All Hardcopy submissions are to be sent to the following address:

Ontario Tire Stewardship
ATTN: Claims Processing
405 The West Mall, Suite 500
Toronto, ON
M9C 5K7

It is the Haulers responsibility to ensure that the hardcopies are received by OTS (Haulers may call to confirm receipt)

Hauler Online Claims: Questions?

- Haulers with questions not covered in this presentation or those requiring additional information on the online system should contact OTS at:

Telephone: 1-888-687-2202

Email: hauler@ontariots.ca

Ontario Tire Stewardship; Hauler Online Claims